



Florida SEOC Situation Report COVID-19



Published: 7-20-2020 @ 13:00 EDT

Situation Report #127

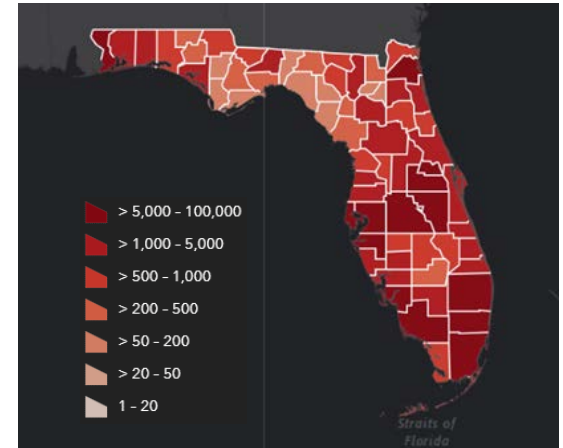
State EOC Level: 1

Florida's 5 STEPS to Prevent COVID-19

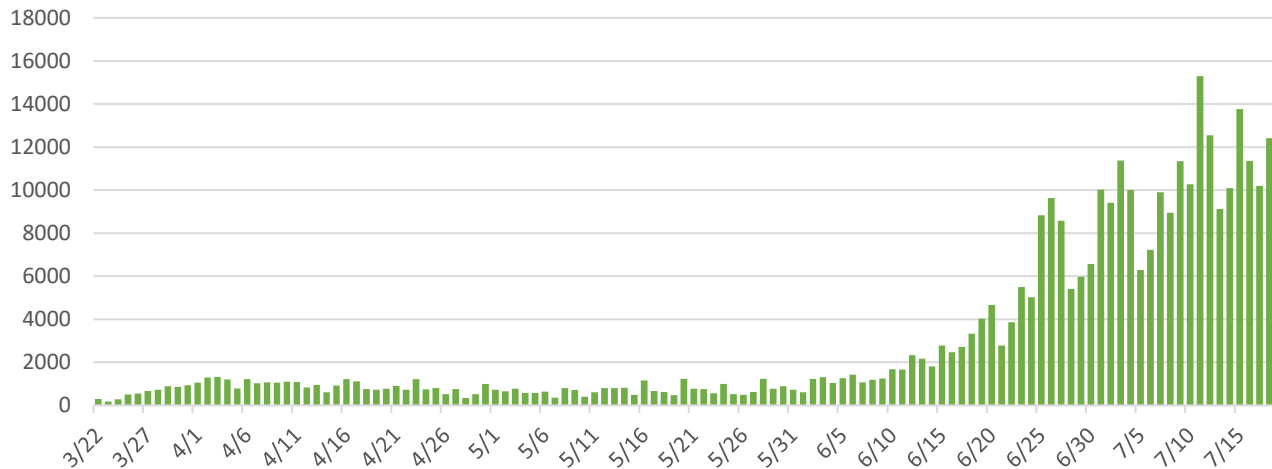
- Social Distancing
- Test, Test, Test
- Elderly & Vulnerable Protection
- Prepare Hospitals
- Stop Introduction

Cases in Florida

	Current	Change
Total Cases in Florida	360,394	+10,347
Florida Resident Cases	355,899	+10,287
Florida Fatalities	5,072	+90
Total Cases Hospitalized	21,263	+292



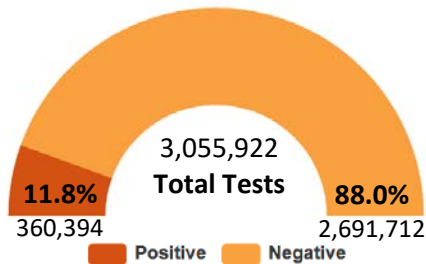
New Resident Cases per Day



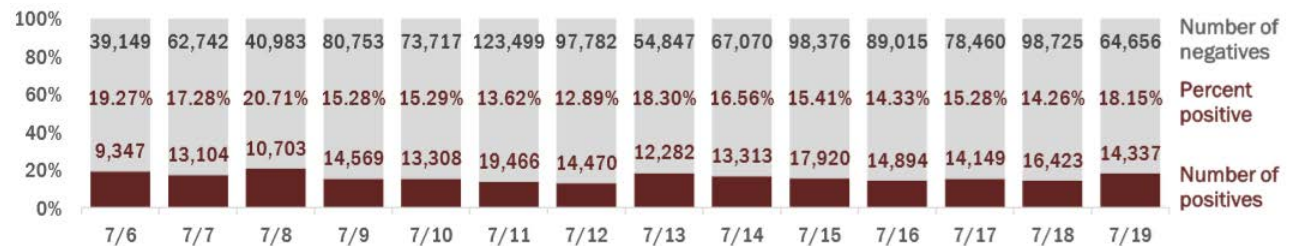
Critical Info Messages

0019	COVID-19 Situation Reports
0433	Executive Orders
2696	FDA Guidance on Mask Approvals
3379	Co-Response Guidance Version 2.0
3518	Daily Weather Updates
3519	NCS Survey and Map Information
3637	FEMA NCS Policy: 104-009-18
3685	List of FL Mask Ordinances
3705	Public Messaging Toolkit
4078	SEOC Out-of-Office Contacts List

Test Results to Date



Lab Test Results per Day



New Cases Trends by County

County	New Cases	Positivity Rate	7-day Average New Cases	7-day Average Positivity Rate	County	New Cases	Positivity Rate	7-day Average New Cases	7-day Average Positivity Rate
Alachua	64	6.7%	73	5.8%	Lake	48	7.9%	109	8.7%
Baker	6	10.9%	10	9.7%	Lee	195	14.6%	348	12.6%
Bay	105	25.0%	114	19.3%	Leon	135	12.5%	99	9.1%
Bradford	5	14.3%	8	10.9%	Levy	17	14.8%	14	10.5%
Brevard	81	5.5%	133	6.9%	Liberty	8	15.7%	5	16.1%
Broward	1,695	17.6%	1,369	15.1%	Madison	7	13.6%	15	8.6%
Calhoun	7	10.3%	7	19.8%	Manatee	169	12.8%	203	11.3%
Charlotte	39	6.4%	44	7.6%	Marion	127	21.1%	133	14.3%
Citrus	59	11.6%	39	10.9%	Martin	44	21.5%	52	13.7%
Clay	54	9.8%	79	11.2%	Monroe	35	18.0%	40	13.9%
Collier	119	15.4%	214	15.2%	Nassau	39	8.8%	33	8.7%
Columbia	127	31.8%	112	26.9%	Okaloosa	160	17.9%	86	13.5%
Dade	2,797	22.6%	2,824	19.9%	Okeechobee	11	13.5%	17	12.8%
DeSoto	19	7.7%	32	11.0%	Orange	325	7.4%	698	9.1%
Dixie	11	9.9%	10	13.7%	Osceola	258	15.8%	263	16.2%
Duval	699	13.6%	548	11.6%	Palm Beach	641	13.3%	676	11.8%
Escambia	135	12.5%	219	12.7%	Pasco	107	8.9%	147	10.1%
Flagler	9	4.3%	21	6.8%	Pinellas	223	8.1%	358	9.1%
Franklin	21	7.9%	6	5.4%	Polk	353	15.8%	329	15.3%
Gadsden	46	15.4%	33	14.3%	Putnam	22	9.1%	31	11.8%
Gilchrist	13	22.0%	12	17.2%	Santa Rosa	67	16.4%	81	15.0%
Glades	5	35.7%	10	29.6%	Sarasota	93	10.2%	154	8.4%
Gulf	37	16.0%	11	15.4%	Seminole	82	8.3%	148	9.2%
Hamilton	7	33.3%	11	19.5%	St. Johns	110	13.2%	87	10.2%
Hardee	4	12.7%	14	16.7%	St. Lucie	79	12.1%	106	11.1%
Hendry	34	31.3%	24	19.8%	Sumter	16	7.4%	24	9.5%
Hernando	28	10.2%	43	11.5%	Suwannee	13	16.5%	20	12.7%
Highlands	13	7.2%	33	11.5%	Taylor	8	19.6%	10	12.6%
Hillsborough	429	12.6%	623	14.6%	Union	0	0.0%	4	8.7%
Holmes	10	20.4%	11	15.3%	Volusia	109	8.9%	187	12.3%
Indian River	64	13.2%	58	9.8%	Wakulla	18	15.4%	21	14.2%
Jackson	26	21.1%	34	12.8%	Walton	31	10.0%	34	13.1%
Jefferson	0	0.0%	4	8.0%	Washington	13	17.4%	18	17.0%
Lafayette	0	0.0%	3	21.8%	<i>Numbers for this chart are not cumulative and only reflect new cases</i>				

County Cumulative Totals

County	Total Cases	Resident Fatalities	Total COVID+ Hospitalizations	Total Tested	County	Total Cases	Resident Fatalities	Total COVID+ Hospitalizations	Total Tested
Alachua	2,683	14	122	57,681	Lake	3,391	36	175	50,042
Baker	238	4	24	3,652	Lee	12,906	232	823	93,116
Bay	2,105	9	67	18,675	Leon	3,140	11	88	45,014
Bradford	195	2	22	3,491	Levy	375	2	26	4,651
Brevard	4,303	50	285	68,645	Liberty	311	2	5	2,803
Broward	40,976	512	2,860	322,618	Madison	451	4	22	4,171
Calhoun	229	7	20	1,857	Manatee	6,738	144	409	66,409
Charlotte	1,470	82	187	19,377	Marion	2,550	30	245	35,644
Citrus	855	17	83	14,483	Martin	3,152	51	275	21,915
Clay	2,137	43	151	27,071	Monroe	894	6	52	9,633
Collier	7,934	107	539	50,945	Nassau	784	4	42	11,774
Columbia	1,372	5	75	9,548	Okaloosa	1,973	15	98	21,904
Dade	87,035	1,309	4,793	504,907	Okeechobee	662	2	64	5,073
DeSoto	1,086	13	87	8,026	Orange	23,584	119	684	213,771
Dixie	190	4	20	1,982	Osceola	6,268	38	273	46,523
Duval	17,245	98	508	165,538	Palm Beach	26,426	685	2,298	215,864
Escambia	5,900	61	271	54,857	Pasco	5,050	56	363	53,646
Flagler	659	7	59	11,726	Pinellas	13,705	323	1,157	140,574
Franklin	77	0	3	2,183	Polk	9,877	176	674	75,122
Gadsden	854	10	81	8,348	Putnam	984	8	106	9,974
Gilchrist	230	0	4	2,990	Santa Rosa	1,976	15	104	20,656
Glades	286	1	22	926	Sarasota	4,338	107	301	58,261
Gulf	178	0	10	2,849	Seminole	5,411	45	276	54,863
Hamilton	516	2	18	3,570	St. Johns	2,541	16	130	32,119
Hardee	710	4	63	3,782	St. Lucie	3,706	81	265	33,121
Hendry	1,389	30	122	6,941	Sumter	843	21	115	13,568
Hernando	1,207	14	128	14,944	Suwannee	895	22	74	5,901
Highlands	778	15	118	12,518	Taylor	214	2	11	2,283
Hillsborough	24,135	243	991	190,136	Union	142	3	15	2,853
Holmes	313	1	9	3,478	Volusia	5,297	85	389	57,537
Indian River	1,649	25	116	21,299	Wakulla	297	1	16	3,891
Jackson	857	12	75	7,805	Walton	822	11	47	6,641
Jefferson	113	5	17	1,773	Washington	310	13	27	3,004
Lafayette	73	0	4	745	<i>All numbers in this chart are cumulative totals (to-date)</i>				

State Actions

Emergency Services	
ESF 4/9	Coordinating Fire-Rescue specific guidance for COVID-19.
ESF 8	Coordinating epidemiological investigations, contact tracing, and public health data analysis Supporting long term care facilities with testing, infection control assessments and training and staff augmentation. Coordinating the deployment of Remdesivir to hospitals. Coordinating laboratory operations. Distributing PPE and testing materials in coordination with SERT logistics. Providing coordinated public health information.
ESF 13	Supporting operations throughout the state including medical, security and logistical needs.
ESF 16	Coordinating with FLNG and other partners in support of EO 20-80, 20-82, and 20-86.
Human Services	
ESF 6	American Red Cross Sheltering Information can be found in Info Message 0072 . Developing contingency plans to provide staff augmentation for feeding and sheltering partners. Coordinating with ESF 18 on Dislocated Worker Grant workers. Coordinating with ESF 15 to maximize the utility of the Disaster Leave Law. Future planning with partners of expected mass care needs in anticipation for hurricane season.
ESF 11	Coordinating logistics for the delivery of food pantry items purchased by FDEM. TEFAP (Providing nutritious, high-quality foods to low-income households). Summer Break Spot or call 211 (Feeding children while schools are closed). The Supplemental Nutrition Program for Women, Infants and Children provides nutritious, high-quality foods and formula to pregnant women and/or young children in low-income households/those who lose their jobs or are laid off due to COVID-19.
ESF 15	Asking organizations to use Volunteer Connect as a virtual board to advertise opportunities: https://volunteer.volunteerflorida.org/ Supporting county ESF 15s in organizing local donation efforts.
ESF 17	Coordinating needs and guidance for the food and agriculture sector, animal movement, food safety, veterinary practices, animal care, and pets. Coordinating with Florida SART and Feeding Florida for pet food donation and distribution.
ESF 18	Coordinating with FRLA and ESF 5 to identify potential non-congregate sheltering partnerships. Visit floridadisaster.biz to access the Business Damage Assessment Survey.
Infrastructure	
ESF 1/3	Coordinate with seaports to collect information on current operations and incoming cruise ships. Provide coordination and resources for the maintenance of traffic around temporary collection sites. Coordinate with law enforcement and support maintenance of traffic at the I-95 checkpoint. Department of Transportation Situation Reports can be found in Info Message 0680.
Recovery	
<p>Now accepting Requests for Public Assistance through www.FloridaPA.org Info Message 0887 is a master list of recovery information.</p>	

Governor's Plan for Reopening *Full Phase 2* *(effective for 64 counties)*

- Visits to senior living facilities remain prohibited.
- Schools and organized youth activities can reopen.
- DBPR has suspended the sale of alcoholic beverages for on-premises consumption at all bars throughout the State effective June 26, 2020.
- Restaurants may allow bar-top seating.
- Retail and gyms may operate at full capacity.
- Large venues (e.g. movie theaters auditoriums, bowling alleys, etc.) can operate at 50% capacity.
- Pari-mutuel facilities may submit a request to open.
- Personal services businesses (e.g. tattoo parlors, acupuncture and massage, tanning salons, etc.) may operate while adhering to guidance.
- Vulnerable individuals continue to avoid crowds and limit exposure.
- All individuals working in long-term care facilities should be routinely tested for COVID-19.

