



Florida SEOC Situation Report COVID-19



Published: 7-23-2020 @ 13:00 EDT

Situation Report #130

State EOC Level: 1

Florida's 5 STEPS to Prevent COVID-19

Social Distancing

Test, Test, Test

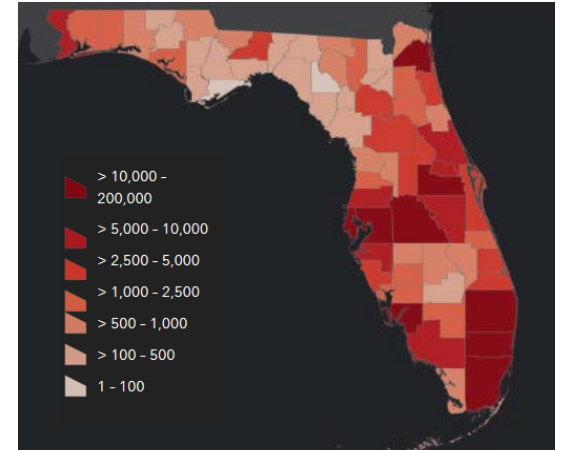
Elderly & Vulnerable Protection

Prepare Hospitals

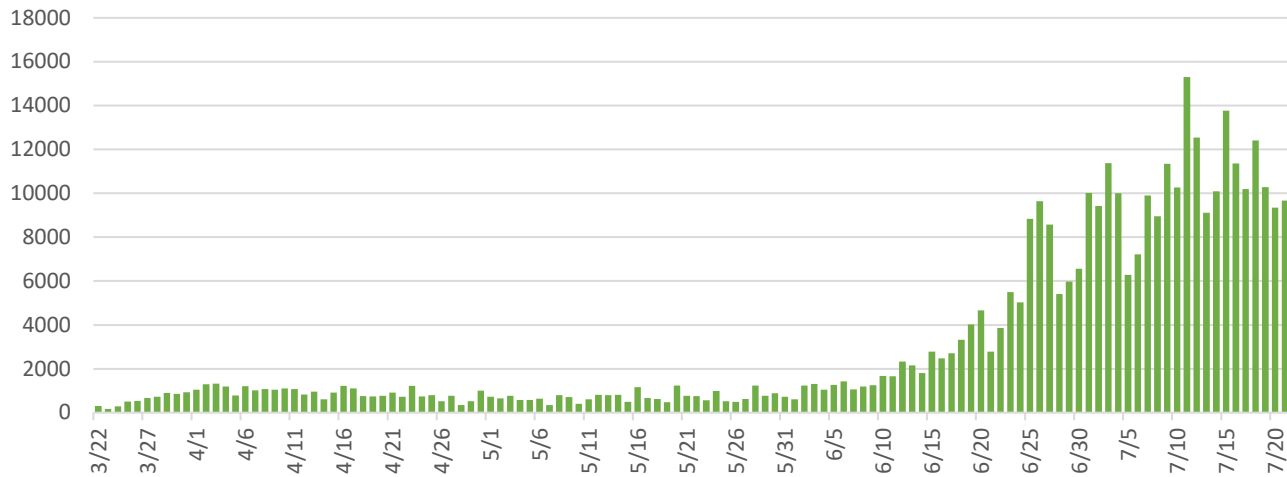
Stop Introduction

Cases in Florida

	Current	Change
Total Cases in Florida	389,868	+10,249
Florida Resident Cases	385,091	+10,171
Florida Fatalities	5,518	+173
Total Cases Hospitalized	22,644	+401



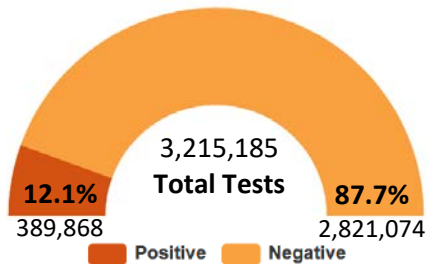
New Resident Cases per Day



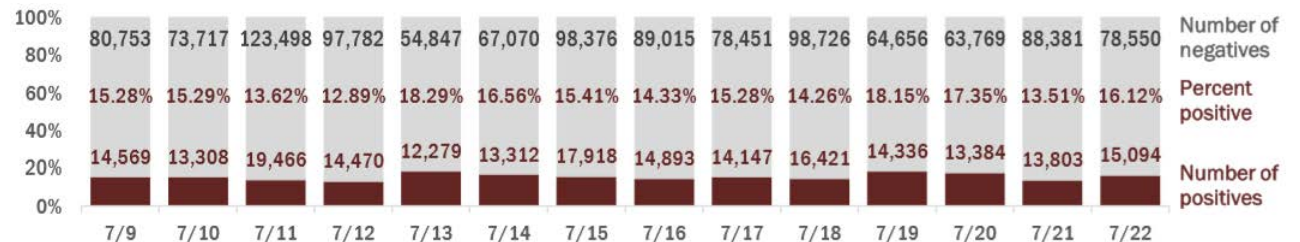
Critical Info Messages

0019	COVID-19 Situation Reports
0433	Executive Orders
2696	FDA Guidance on Mask Approvals
3379	Co-Response Guidance Version 2.0
3518	Daily Weather Updates
3519	NCS Survey and Map Information
3637	FEMA NCS Policy: 104-009-18
3685	List of FL Mask Ordinances
3705	Public Messaging Toolkit
4078	SEOC Out-of-Office Contacts List

Test Results to Date



Lab Test Results per Day



New Cases Trends by County

County	New Cases	Positivity Rate	7-day Average New Cases	7-day Average Positivity Rate	County	New Cases	Positivity Rate	7-day Average New Cases	7-day Average Positivity Rate
Alachua	81	5.9%	71	5.3%	Lake	163	6.4%	109	7.4%
Baker	4	7.8%	8	8.7%	Lee	373	12.1%	365	12.1%
Bay	87	20.9%	104	17.8%	Leon	161	10.4%	109	9.5%
Bradford	7	7.0%	6	9.6%	Levy	10	9.5%	16	10.8%
Brevard	97	9.8%	117	6.9%	Liberty	0	0.0%	5	15.5%
Broward	1,263	14.1%	1,357	14.3%	Madison	12	20.7%	13	12.9%
Calhoun	2	2.6%	6	6.6%	Manatee	174	8.5%	211	10.1%
Charlotte	24	5.6%	35	7.2%	Marion	101	9.6%	124	13.9%
Citrus	43	11.2%	36	9.2%	Martin	64	14.7%	47	13.1%
Clay	81	8.9%	86	9.9%	Monroe	20	11.7%	41	14.2%
Collier	152	13.2%	191	14.7%	Nassau	27	8.9%	33	8.9%
Columbia	269	45.2%	108	26.0%	Okaloosa	30	13.8%	75	12.2%
Dade	2,723	18.5%	2,844	19.0%	Okeechobee	76	20.3%	23	14.9%
DeSoto	11	10.8%	16	9.3%	Orange	554	8.2%	668	8.6%
Dixie	5	9.1%	9	10.4%	Osceola	157	12.6%	262	14.5%
Duval	378	10.9%	526	10.1%	Palm Beach	761	11.3%	685	11.1%
Escambia	159	12.6%	215	12.7%	Pasco	103	8.9%	125	9.4%
Flagler	28	8.2%	21	6.0%	Pinellas	180	8.4%	286	8.3%
Franklin	1	0.0%	4	5.3%	Polk	236	15.3%	292	14.4%
Gadsden	83	19.4%	44	15.2%	Putnam	33	14.9%	29	12.2%
Gilchrist	6	9.1%	14	16.2%	Santa Rosa	57	13.6%	78	14.1%
Glades	3	21.4%	10	31.3%	Sarasota	77	5.2%	150	7.0%
Gulf	7	29.2%	13	19.4%	Seminole	103	6.6%	134	8.4%
Hamilton	4	14.3%	10	17.4%	St. Johns	38	7.5%	79	9.5%
Hardee	7	13.6%	13	16.3%	St. Lucie	108	14.4%	99	11.5%
Hendry	24	15.0%	20	15.4%	Sumter	21	1.4%	23	7.7%
Hernando	23	6.9%	39	9.8%	Suwannee	6	9.1%	19	11.0%
Highlands	36	9.6%	36	11.7%	Taylor	18	19.8%	11	10.4%
Hillsborough	541	12.3%	552	12.9%	Union	8	9.3%	6	11.2%
Holmes	17	7.1%	11	11.8%	Volusia	146	10.8%	181	11.2%
Indian River	38	7.7%	48	9.9%	Wakulla	78	7.1%	27	11.2%
Jackson	47	20.0%	36	14.4%	Walton	33	18.1%	35	11.9%
Jefferson	34	23.5%	7	8.7%	Washington	22	8.6%	22	14.7%
Lafayette	1	8.3%	1	11.9%	<i>Numbers for this chart are not cumulative and only reflect new cases</i>				

County Cumulative Totals

County	Total Cases	Resident Fatalities	Total COVID+ Hospitalizations	Total Tested	County	Total Cases	Resident Fatalities	Total COVID+ Hospitalizations	Total Tested
Alachua	2,890	16	129	59,809	Lake	3,757	37	182	53,204
Baker	254	4	24	3,758	Lee	13,768	247	854	97,940
Bay	2,356	14	85	19,408	Leon	3,480	13	98	47,737
Bradford	212	2	23	3,619	Levy	424	2	26	4,974
Brevard	4,658	60	318	71,625	Liberty	320	2	5	2,870
Broward	45,010	536	2,981	343,039	Madison	504	5	21	4,437
Calhoun	232	7	22	1,909	Manatee	7,252	152	457	70,155
Charlotte	1,560	82	194	20,082	Marion	2,927	38	287	37,311
Citrus	954	18	90	15,143	Martin	3,314	58	286	22,668
Clay	2,330	45	158	28,487	Monroe	998	6	65	10,286
Collier	8,401	114	572	53,561	Nassau	865	7	48	12,375
Columbia	1,792	7	77	10,487	Okaloosa	2,134	16	100	22,656
Dade	95,068	1,354	4,971	535,356	Okeechobee	770	2	66	5,534
DeSoto	1,123	14	91	8,436	Orange	25,254	156	712	225,348
Dixie	208	4	21	2,130	Osceola	6,844	49	300	49,499
Duval	18,357	113	533	173,805	Palm Beach	28,267	727	2,391	227,538
Escambia	6,461	73	310	57,628	Pasco	5,363	65	385	55,632
Flagler	724	8	63	12,263	Pinellas	14,371	364	1,235	145,239
Franklin	82	1	3	2,245	Polk	10,545	203	829	78,156
Gadsden	1,040	12	83	9,135	Putnam	1,083	12	117	10,335
Gilchrist	283	0	5	3,151	Santa Rosa	2,147	19	130	21,629
Glades	292	2	25	951	Sarasota	4,644	110	321	61,032
Gulf	212	0	11	2,933	Seminole	5,736	56	310	57,564
Hamilton	527	2	18	3,623	St. Johns	2,708	17	141	33,370
Hardee	733	4	64	3,894	St. Lucie	4,004	94	274	34,605
Hendry	1,451	32	128	7,272	Sumter	902	21	131	14,689
Hernando	1,296	19	143	15,478	Suwannee	940	27	78	6,038
Highlands	912	16	120	13,232	Taylor	244	2	12	2,515
Hillsborough	25,432	278	1,096	197,601	Union	169	3	15	2,959
Holmes	348	1	9	3,640	Volusia	5,803	92	422	59,793
Indian River	1,767	31	124	21,914	Wakulla	419	1	19	5,322
Jackson	963	17	77	8,201	Walton	931	11	50	7,257
Jefferson	156	5	17	1,965	Washington	389	13	30	3,480
Lafayette	75	0	7	772	<i>All numbers in this chart are cumulative totals (to-date)</i>				

State Actions

Emergency Services	
ESF 4/9	Coordinating Fire-Rescue specific guidance for COVID-19.
ESF 8	Coordinating epidemiological investigations, contact tracing, and public health data analysis Supporting long term care facilities with testing, infection control assessments and training and staff augmentation. Coordinating the deployment of Remdesivir to hospitals. Coordinating laboratory operations. Distributing PPE and testing materials in coordination with SERT logistics. Providing coordinated public health information.
ESF 13	Supporting operations throughout the state including medical, security and logistical needs.
ESF 16	Coordinating with FLNG and other partners in support of EO 20-80, 20-82, and 20-86.
Human Services	
ESF 6	American Red Cross Sheltering Information can be found in Info Message 0072 . Future planning with partners of expected mass care needs in anticipation for hurricane season.
ESF 11	TEFAP (Providing nutritious, high-quality foods to low-income households). Summer Break Spot or call 211 (Feeding children while schools are closed). The Supplemental Nutrition Program for Women, Infants and Children provides nutritious, high-quality foods and formula to pregnant women and/or young children in low-income households/those who lose their jobs or are laid off due to COVID-19.
ESF 15	Asking organizations to use Volunteer Connect as a virtual board to advertise opportunities: https://volunteer.volunteerflorida.org/ Supporting county ESF 15s in organizing local donation efforts.
ESF 17	Coordinating needs and guidance for the food and agriculture sector, animal movement, food safety, veterinary practices, animal care, and pets. Coordinating with Florida SART and Feeding Florida for pet food donation and distribution.
ESF 18	Coordinating with FRLA and ESF 5 to identify potential non-congregate sheltering partnerships. Visit floridadisaster.biz to access the Business Damage Assessment Survey.
Infrastructure	
ESF 1/3	Coordinate with seaports to collect information on current operations and incoming cruise ships. Provide coordination and resources for the maintenance of traffic around temporary collection sites. Department of Transportation Situation Reports can be found in Info Message 0680 .
Plans	
ESF 5	Contingency planning for potential co-response scenerios. Facilitating non-congrgate sheltering partnerships for upcoming hurricane season. Coordinating specific guidance for counties as needed. Creating and maintaining reports for State of Florida COVID-19 response.
Recovery	
Now accepting Requests for Public Assistance through www.FloridaPA.org Info Message 0887 is a master list of recovery information.	

Governor's Plan for Reopening

Full Phase 2

(effective for 64 counties)

- Visits to senior living facilities remain prohibited.
- Schools and organized youth activities can reopen.
- DBPR has suspended the sale of alcoholic beverages for on-premises consumption at all bars throughout the State effective June 26, 2020.
- Restaurants may allow bar-top seating.
- Retail and gyms may operate at full capacity.
- Large venues (e.g. movie theaters auditoriums, bowling alleys, etc.) can operate at 50% capacity.
- Pari-mutuel facilities may submit a request to open.
- Personal services businesses (e.g. tattoo parlors, acupuncture and massage, tanning salons, etc.) may operate while adhering to guidance.
- Vulnerable individuals continue to avoid crowds and limit exposure.
- All individuals working in long-term care facilities should be routinely tested for COVID-19.

