



# Florida SEOC Situation Report COVID-19



Published: 7-27-2020 @ 13:00 EDT

Situation Report #134

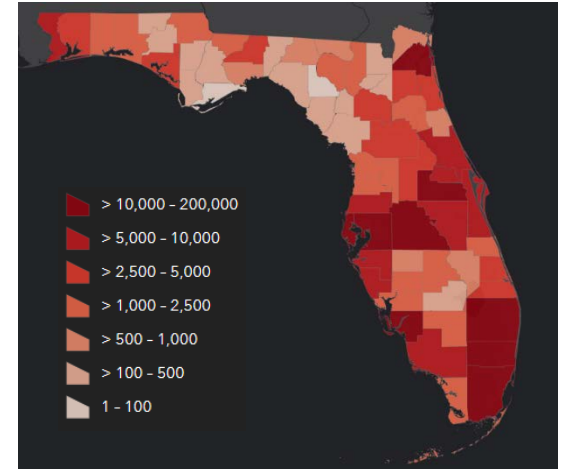
## State EOC Level: 1

### Florida's 5 STEPS to Prevent COVID-19

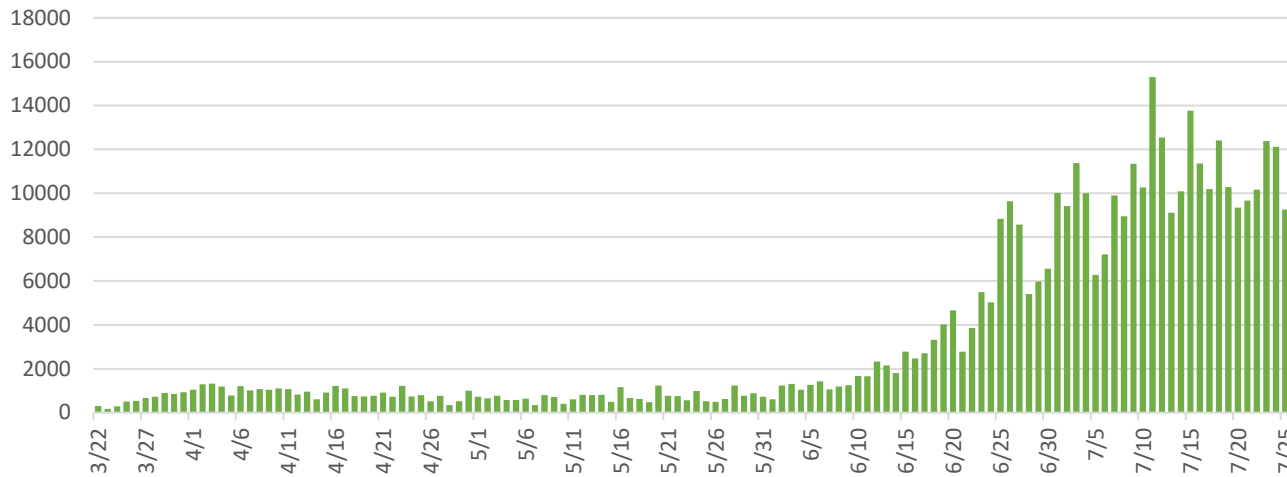
- Social Distancing
- Test, Test, Test
- Elderly & Vulnerable Protection
- Prepare Hospitals
- Stop Introduction

## Cases in Florida

	Current	Change
Total Cases in Florida	432,747	+8,892
Florida Resident Cases	427,698	+8,854
Florida Fatalities	5,931	+77
Total Cases Hospitalized	24,332	+268



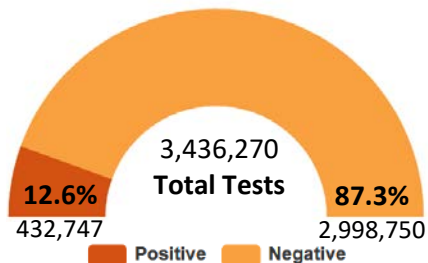
## New Resident Cases per Day



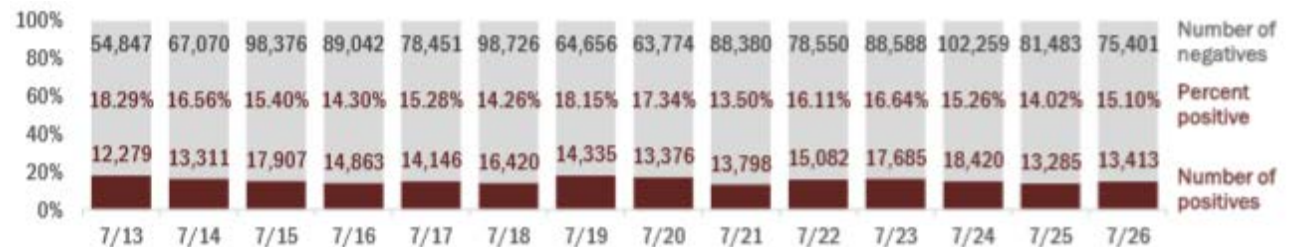
## Critical Info Messages

<b>0019</b>	COVID-19 Situation Reports
<b>0433</b>	Executive Orders
<b>2696</b>	FDA Guidance on Mask Approvals
<b>3379</b>	Co-Response Guidance Version 2.0
<b>3518</b>	Daily Weather Updates
<b>3519</b>	NCS Survey and Map Information
<b>3637</b>	FEMA NCS Policy: 104-009-18
<b>3685</b>	List of FL Mask Ordinances
<b>3705</b>	Public Messaging Toolkit
<b>4078</b>	SEOC Out-of-Office Contacts List

## Test Results to Date



## Lab Test Results per Day



## New Cases Trends by County

County	New Cases	Positivity Rate	7-day Average New Cases	7-day Average Positivity Rate	County	New Cases	Positivity Rate	7-day Average New Cases	7-day Average Positivity Rate
Alachua	94	8.3%	42	5.8%	Lake	102	8.1%	79	7.8%
Baker	15	6.3%	10	9.8%	Lee	123	5.5%	125	10.6%
Bay	110	8.6%	54	22.6%	Leon	104	7.5%	108	9.0%
Bradford	5	8.3%	3	8.0%	Levy	13	13.6%	12	10.9%
Brevard	68	5.5%	103	6.5%	Liberty	3	6.1%	4	13.0%
Broward	1,163	13.3%	1,434	14.2%	Madison	7	13.4%	27	15.1%
Calhoun	7	5.5%	7	5.7%	Manatee	150	8.8%	123	9.5%
Charlotte	23	7.9%	34	6.8%	Marion	202	15.1%	155	15.3%
Citrus	27	5.8%	19	9.2%	Martin	32	8.5%	31	11.7%
Clay	65	8.1%	39	8.5%	Monroe	12	13.7%	19	14.5%
Collier	70	7.5%	75	12.3%	Nassau	22	10.6%	26	8.9%
Columbia	48	25.0%	81	27.2%	Okaloosa	93	7.0%	43	12.2%
Dade	2,901	18.1%	2,560	19.1%	Okeechobee	10	19.8%	25	16.2%
DeSoto	8	23.8%	33	10.5%	Orange	421	7.7%	413	8.5%
Dixie	5	6.7%	1	10.0%	Osceola	207	12.4%	114	13.7%
Duval	465	8.6%	248	9.5%	Palm Beach	618	8.8%	633	10.8%
Escambia	164	12.8%	140	12.1%	Pasco	129	6.7%	108	9.4%
Flagler	22	5.8%	12	7.0%	Pinellas	162	5.9%	192	6.9%
Franklin	3	7.1%	0	6.1%	Polk	226	14.1%	294	13.4%
Gadsden	46	7.5%	9	15.5%	Putnam	19	4.6%	7	10.0%
Gilchrist	5	23.1%	7	16.2%	Santa Rosa	142	33.4%	282	17.7%
Glades	0	0.0%	0	22.3%	Sarasota	97	5.9%	65	7.2%
Gulf	0	13.1%	8	19.3%	Seminole	65	9.1%	82	7.9%
Hamilton	4	10.0%	3	15.6%	St. Johns	58	10.0%	64	8.8%
Hardee	5	21.1%	8	15.7%	St. Lucie	85	12.8%	145	12.1%
Hendry	17	25.8%	61	20.2%	Sumter	24	6.1%	11	7.1%
Hernando	36	8.0%	36	10.0%	Suwannee	20	15.4%	11	13.4%
Highlands	21	4.8%	29	10.1%	Taylor	9	22.2%	6	12.7%
Hillsborough	451	9.8%	406	11.1%	Union	29	31.7%	22	19.3%
Holmes	4	14.3%	9	13.1%	Volusia	107	7.5%	101	9.8%
Indian River	33	9.4%	57	9.4%	Wakulla	30	2.6%	8	7.5%
Jackson	46	4.0%	4	17.5%	Walton	41	5.1%	9	11.7%
Jefferson	5	7.8%	3	8.9%	Washington	18	5.4%	4	13.9%
Lafayette	1	0.0%	0	6.4%	<i>Numbers for this chart are not cumulative and only reflect new cases</i>				

## County Cumulative Totals

County	Total Cases	Resident Fatalities	Total COVID+ Hospitalizations	Total Tested	County	Total Cases	Resident Fatalities	Total COVID+ Hospitalizations	Total Tested
Alachua	3,186	20	139	63,071	Lake	4,169	48	190	56,561
Baker	310	4	25	4,019	Lee	14,540	259	900	103,272
Bay	3,026	15	98	21,188	Leon	3,868	14	110	50,864
Bradford	236	3	24	3,819	Levy	474	2	26	5,340
Brevard	5,069	65	352	75,493	Liberty	339	2	5	2,943
Broward	50,784	607	3,104	370,307	Madison	553	6	24	4,668
Calhoun	261	7	25	2,071	Manatee	7,982	156	477	74,855
Charlotte	1,717	84	214	21,336	Marion	3,581	50	324	39,756
Citrus	1,102	20	99	15,971	Martin	3,451	65	297	23,537
Clay	2,577	47	171	30,388	Monroe	1,145	6	71	11,002
Collier	8,870	118	612	55,967	Nassau	967	8	51	13,111
Columbia	2,203	10	86	11,635	Okaloosa	2,411	20	109	24,056
Dade	107,315	1,404	5,188	578,947	Okeechobee	837	2	71	5,837
DeSoto	1,205	14	92	8,877	Orange	27,393	174	769	240,520
Dixie	231	4	22	2,263	Osceola	7,728	53	311	54,231
Duval	20,001	143	580	186,121	Palm Beach	30,958	758	2,474	242,961
Escambia	7,158	82	357	61,018	Pasco	5,911	68	424	58,844
Flagler	813	8	70	12,934	Pinellas	15,339	378	1,336	153,004
Franklin	87	1	3	2,301	Polk	11,717	220	942	83,588
Gadsden	1,197	13	97	9,919	Putnam	1,176	13	131	10,892
Gilchrist	315	1	6	3,301	Santa Rosa	2,789	19	146	23,573
Glades	383	3	25	1,061	Sarasota	5,168	115	332	64,937
Gulf	249	0	15	3,057	Seminole	6,116	68	343	60,450
Hamilton	560	2	18	3,810	St. Johns	2,993	21	149	35,595
Hardee	789	5	66	4,116	St. Lucie	4,546	103	285	37,111
Hendry	1,573	34	137	7,631	Sumter	1,003	27	137	15,579
Hernando	1,490	22	161	16,412	Suwannee	1,024	27	83	6,493
Highlands	1,068	22	125	14,211	Taylor	272	3	13	2,721
Hillsborough	27,483	298	1,159	209,227	Union	234	4	15	3,125
Holmes	384	1	9	3,806	Volusia	6,341	100	451	63,286
Indian River	2,031	35	132	23,658	Wakulla	515	1	22	6,878
Jackson	1,270	19	81	9,023	Walton	1,066	12	51	8,080
Jefferson	177	5	21	2,093	Washington	437	13	30	3,750
Lafayette	83	0	7	816	<i>All numbers in this chart are cumulative totals (to-date)</i>				

**Total Hospitalizations based on 7-26 DOH data**

## State Actions

Emergency Services	
ESF 4/9	Coordinating Fire-Rescue specific guidance for COVID-19.
ESF 8	Coordinating epidemiological investigations, contact tracing, and public health data analysis Supporting long term care facilities with testing, infection control assessments and training and staff augmentation. Coordinating the deployment of Remdesivir to hospitals. Coordinating laboratory operations. Distributing PPE and testing materials in coordination with SERT logistics. Providing coordinated public health information.
ESF 13	Supporting operations throughout the state including medical, security and logistical needs.
ESF 16	Coordinating with FLNG and other partners in support of EO 20-80, 20-82, and 20-86.
Human Services	
ESF 6	American Red Cross Sheltering Information can be found in <b>Info Message 0072</b> . Future planning with partners of expected mass care needs in anticipation for hurricane season.
ESF 11	<a href="#">TEFAP</a> (Providing nutritious, high-quality foods to low-income households). <a href="#">Summer Break Spot</a> or call 211 (Feeding children while schools are closed). <a href="#">The Supplemental Nutrition Program for Women, Infants and Children</a> provides nutritious, high-quality foods and formula to pregnant women and/or young children in low-income households/those who lose their jobs or are laid off due to COVID-19.
ESF 15	Asking organizations to use Volunteer Connect as a virtual board to advertise opportunities: <a href="https://volunteer.volunteerflorida.org/">https://volunteer.volunteerflorida.org/</a> Supporting county ESF 15s in organizing local donation efforts.
ESF 17	Coordinating needs and guidance for the food and agriculture sector, animal movement, food safety, veterinary practices, animal care, and pets. Coordinating with Florida SART and Feeding Florida for pet food donation and distribution.
ESF 18	Coordinating with FRLA and ESF 5 to identify potential non-congregate sheltering partnerships. Visit <a href="http://floridadisaster.biz">floridadisaster.biz</a> to access the Business Damage Assessment Survey.
Infrastructure	
ESF 1/3	Coordinate with seaports to collect information on current operations and incoming cruise ships. Provide coordination and resources for the maintenance of traffic around temporary collection sites. Department of Transportation Situation Reports can be found in <b>Info Message 0680</b> .
Plans	
ESF 5	Contingency planning for potential co-response scenerios. Facilitating non-congrgate sheltering partnerships for upcoming hurricane season. Coordinating specific guidance for counties as needed. Creating and maintaining reports for State of Florida COVID-19 response.
Recovery	
Now accepting Requests for Public Assistance through <a href="http://www.FloridaPA.org">www.FloridaPA.org</a> <b>Info Message 0887</b> is a master list of recovery information.	

### Governor's Plan for Reopening *Full Phase 2* *(effective for 64 counties)*

- Visits to senior living facilities remain prohibited.
- Schools and organized youth activities can reopen.
- DBPR has suspended the sale of alcoholic beverages for on-premises consumption at all bars throughout the State effective June 26, 2020.
- Restaurants may allow bar-top seating.
- Retail and gyms may operate at full capacity.
- Large venues (e.g. movie theaters auditoriums, bowling alleys, etc.) can operate at 50% capacity.
- Pari-mutuel facilities may submit a request to open.
- Personal services businesses (e.g. tattoo parlors, acupuncture and massage, tanning salons, etc.) may operate while adhering to guidance.
- Vulnerable individuals continue to avoid crowds and limit exposure.
- All individuals working in long-term care facilities should be routinely tested for COVID-19.

