



# Florida SEOC Situation Report COVID-19



Published: 7-29-2020 @ 13:00 EDT

Situation Report #136

## State EOC Level: 1

### Florida's 5 STEPS to Prevent COVID-19

Social Distancing

Test, Test, Test

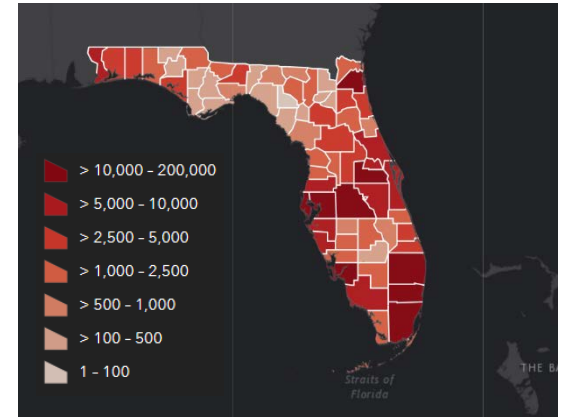
Elderly & Vulnerable Protection

Prepare Hospitals

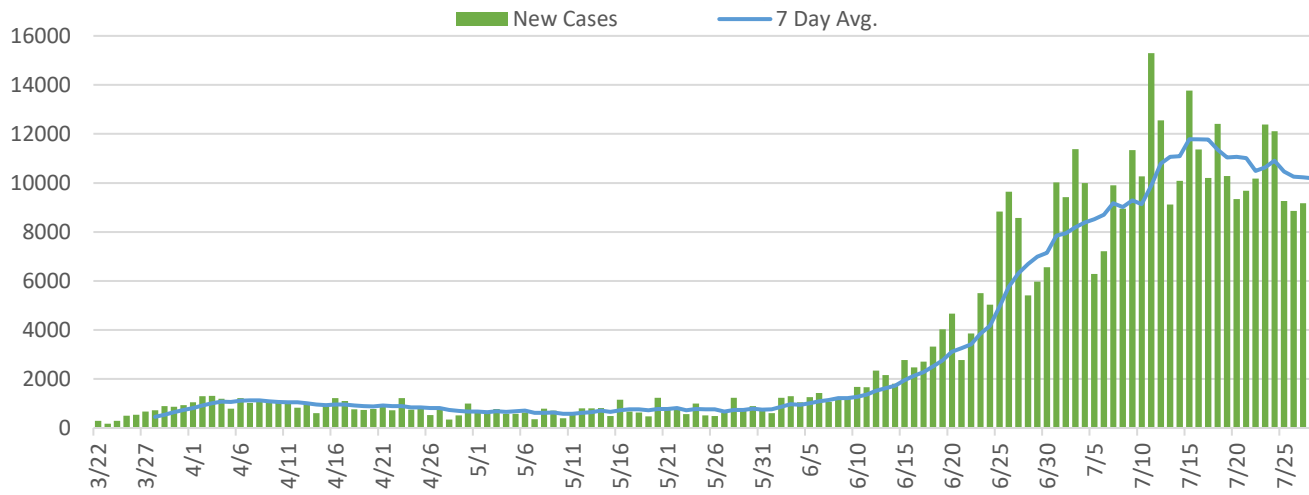
Stop Introduction

## Cases in Florida

	Current	Change
Total Cases in Florida	451,423	+9,446
Florida Resident Cases	446,251	+9,384
Florida Fatalities	6,333	+216
Total Cases Hospitalized	25,499	+582



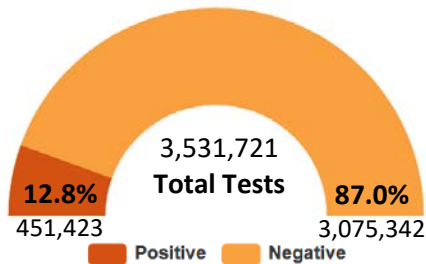
## New Resident Cases per Day



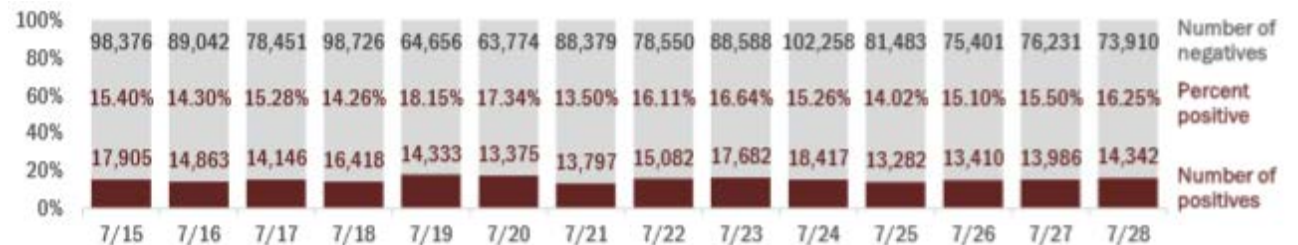
## Critical Info Messages

<b>0019</b>	COVID-19 Situation Reports
<b>0433</b>	Executive Orders
<b>2696</b>	FDA Guidance on Mask Approvals
<b>3379</b>	Co-Response Guidance Version 2.0
<b>3518</b>	Daily Weather Updates
<b>3519</b>	NCS Survey and Map Information
<b>3637</b>	FEMA NCS Policy: 104-009-18
<b>3685</b>	List of FL Mask Ordinances
<b>3705</b>	Public Messaging Toolkit
<b>4078</b>	SEOC Out-of-Office Contacts List
<b>4079</b>	Tropical Weather Briefing Packets

## Test Results to Date



## Lab Test Results per Day



## New Cases Trends by County

County	New Cases	Positivity Rate	7-day Average New Cases	7-day Average Positivity Rate	County	New Cases	Positivity Rate	7-day Average New Cases	7-day Average Positivity Rate
Alachua	56	5.5%	78	6.0%	Lake	67	7.0%	105	7.7%
Baker	7	14.0%	11	11.2%	Lee	161	10.8%	212	9.7%
Bay	111	22.2%	141	21.3%	Leon	55	5.9%	98	7.4%
Bradford	67	18.8%	15	11.6%	Levy	16	15.5%	14	10.6%
Brevard	99	8.7%	99	6.7%	Liberty	8	21.9%	4	11.6%
Broward	1,313	12.7%	1,318	13.0%	Madison	4	16.2%	10	17.1%
Calhoun	6	17.4%	6	8.6%	Manatee	97	6.8%	158	7.8%
Charlotte	23	5.1%	39	6.8%	Marion	386	23.9%	213	15.7%
Citrus	37	10.4%	36	8.8%	Martin	42	19.1%	40	10.9%
Clay	82	13.1%	64	8.4%	Monroe	23	12.3%	31	13.2%
Collier	109	12.8%	133	11.9%	Nassau	23	9.7%	24	8.3%
Columbia	38	27.6%	114	26.8%	Okaloosa	95	13.4%	68	10.7%
Dade	2,791	16.3%	2,971	18.1%	Okeechobee	5	9.1%	23	15.6%
DeSoto	13	16.5%	18	13.3%	Orange	371	8.4%	499	8.8%
Dixie	3	3.6%	5	10.0%	Osceola	157	15.3%	206	13.4%
Duval	260	9.3%	346	8.5%	Palm Beach	573	8.6%	666	10.0%
Escambia	179	12.7%	161	11.9%	Pasco	109	9.6%	120	8.8%
Flagler	12	5.9%	22	7.3%	Pinellas	259	8.2%	230	6.8%
Franklin	8	9.1%	3	5.7%	Polk	166	10.9%	250	12.2%
Gadsden	43	8.9%	44	14.4%	Putnam	32	9.8%	25	10.1%
Gilchrist	10	12.6%	8	14.2%	Santa Rosa	180	24.1%	148	20.2%
Glades	1	14.3%	14	28.6%	Sarasota	75	4.9%	112	6.8%
Gulf	21	22.0%	12	18.7%	Seminole	102	8.0%	100	7.9%
Hamilton	0	0.0%	6	10.7%	St. Johns	79	11.9%	67	9.0%
Hardee	7	16.2%	12	15.9%	St. Lucie	91	13.1%	130	12.5%
Hendry	17	31.8%	26	19.7%	Sumter	17	6.5%	23	7.0%
Hernando	58	16.8%	44	10.9%	Suwannee	22	19.3%	18	13.7%
Highlands	12	15.2%	34	9.5%	Taylor	0	3.2%	9	12.0%
Hillsborough	445	10.9%	482	10.6%	Union	-47	10.5%	6	19.5%
Holmes	3	1.9%	10	10.7%	Volusia	99	8.5%	131	8.8%
Indian River	45	9.9%	56	8.5%	Wakulla	8	7.5%	29	7.0%
Jackson	247	49.8%	90	20.9%	Walton	25	13.6%	32	12.7%
Jefferson	4	6.7%	9	10.5%	Washington	9	7.0%	15	12.6%
Lafayette	3	22.2%	3	11.2%	<i>Numbers for this chart are not cumulative and only reflect new cases</i>				

## County Cumulative Totals

County	Total Cases	Resident Fatalities	Total COVID+ Hospitalizations	Total Tested	County	Total Cases	Resident Fatalities	Total COVID+ Hospitalizations	Total Tested
Alachua	3,353	20	139	64,622	Lake	4,326	50	190	57,897
Baker	329	4	25	4,083	Lee	14,877	279	900	105,077
Bay	3,257	19	98	22,013	Leon	4,004	14	110	52,303
Bradford	307	3	24	3,926	Levy	509	2	26	5,512
Brevard	5,254	95	352	76,968	Liberty	348	2	5	2,970
Broward	52,970	638	3,104	381,963	Madison	564	6	24	4,693
Calhoun	271	7	25	2,120	Manatee	8,187	173	477	76,815
Charlotte	1,807	85	214	22,015	Marion	4,314	55	324	41,914
Citrus	1,160	23	99	16,313	Martin	3,527	73	297	23,920
Clay	2,697	47	171	31,020	Monroe	1,198	6	71	11,343
Collier	9,178	120	612	57,448	Nassau	1,009	8	51	13,448
Columbia	2,323	10	86	11,986	Okaloosa	2,577	22	109	25,078
Dade	113,143	1,455	5,188	602,089	Okeechobee	858	3	71	5,969
DeSoto	1,240	14	92	8,996	Orange	28,191	203	769	246,277
Dixie	241	4	22	2,333	Osceola	8,130	61	311	56,322
Duval	20,398	149	580	188,599	Palm Beach	32,171	795	2,474	250,023
Escambia	7,429	88	357	62,476	Pasco	6,101	68	424	60,208
Flagler	850	10	70	13,248	Pinellas	15,800	400	1,336	156,276
Franklin	103	1	3	2,434	Polk	12,059	251	942	85,351
Gadsden	1,267	14	97	10,356	Putnam	1,223	15	131	11,174
Gilchrist	334	2	6	3,359	Santa Rosa	3,125	22	146	24,797
Glades	390	3	25	1,078	Sarasota	5,349	116	332	66,309
Gulf	286	0	15	3,205	Seminole	6,333	72	343	61,809
Hamilton	564	3	18	3,822	St. Johns	3,136	23	149	36,344
Hardee	812	7	66	4,204	St. Lucie	4,805	114	285	38,209
Hendry	1,606	34	137	7,771	Sumter	1,045	27	137	15,903
Hernando	1,579	26	161	16,761	Suwannee	1,060	32	83	6,597
Highlands	1,115	25	125	14,449	Taylor	288	3	13	2,813
Hillsborough	28,268	323	1,159	213,702	Union	200	4	15	3,186
Holmes	402	1	9	3,892	Volusia	6,572	107	451	64,736
Indian River	2,118	38	132	24,181	Wakulla	543	2	22	7,034
Jackson	1,544	26	81	9,578	Walton	1,119	12	51	8,301
Jefferson	188	5	21	2,139	Washington	469	13	30	3,930
Lafayette	95	1	7	849	<i>All numbers in this chart are cumulative totals (to-date)</i>				

**Total Hospitalizations based on 7-26 DOH data**

## State Actions

Emergency Services	
ESF 4/9	Coordinating Fire-Rescue specific guidance for COVID-19.
ESF 8	Coordinating epidemiological investigations, contact tracing, and public health data analysis Supporting long term care facilities with testing, infection control assessments and training and staff augmentation. Coordinating the deployment of Remdesivir to hospitals. Coordinating laboratory operations. Distributing PPE and testing materials in coordination with SERT logistics. Providing coordinated public health information.
ESF 13	Supporting operations throughout the state including medical, security and logistical needs.
ESF 16	Coordinating with FLNG and other partners in support of EO 20-80, 20-82, and 20-86.
Human Services	
ESF 6	American Red Cross Sheltering Information can be found in <b>Info Message 0072</b> . Future planning with partners of expected mass care needs in anticipation for hurricane season.
ESF 11	<a href="#">TEFAP</a> (Providing nutritious, high-quality foods to low-income households). <a href="#">Summer Break Spot</a> or call 211 (Feeding children while schools are closed). <a href="#">The Supplemental Nutrition Program for Women, Infants and Children</a> provides nutritious, high-quality foods and formula to pregnant women and/or young children in low-income households/those who lose their jobs or are laid off due to COVID-19.
ESF 15	Asking organizations to use Volunteer Connect as a virtual board to advertise opportunities: <a href="https://volunteer.volunteerflorida.org/">https://volunteer.volunteerflorida.org/</a> Supporting county ESF 15s in organizing local donation efforts.
ESF 17	Coordinating needs and guidance for the food and agriculture sector, animal movement, food safety, veterinary practices, animal care, and pets. Coordinating with Florida SART and Feeding Florida for pet food donation and distribution.
ESF 18	Coordinating with FRLA and ESF 5 to identify potential non-congregate sheltering partnerships. Visit <a href="http://floridadisaster.biz">floridadisaster.biz</a> to access the Business Damage Assessment Survey.
Infrastructure	
ESF 1/3	Coordinate with seaports to collect information on current operations and incoming cruise ships. Provide coordination and resources for the maintenance of traffic around temporary collection sites. Department of Transportation Situation Reports can be found in <b>Info Message 0680</b> .
Plans	
ESF 5	Contingency planning for potential co-response scenerios. Facilitating non-congrgate sheltering partnerships for upcoming hurricane season. Coordinating specific guidance for counties as needed. Creating and maintaining reports for State of Florida COVID-19 response.
Recovery	
Now accepting Requests for Public Assistance through <a href="http://www.FloridaPA.org">www.FloridaPA.org</a> <b>Info Message 0887</b> is a master list of recovery information.	

### Governor's Plan for Reopening *Full Phase 2* *(effective for 64 counties)*

- Visits to senior living facilities remain prohibited.
- Schools and organized youth activities can reopen.
- DBPR has suspended the sale of alcoholic beverages for on-premises consumption at all bars throughout the State effective June 26, 2020.
- Restaurants may allow bar-top seating.
- Retail and gyms may operate at full capacity.
- Large venues (e.g. movie theaters auditoriums, bowling alleys, etc.) can operate at 50% capacity.
- Pari-mutuel facilities may submit a request to open.
- Personal services businesses (e.g. tattoo parlors, acupuncture and massage, tanning salons, etc.) may operate while adhering to guidance.
- Vulnerable individuals continue to avoid crowds and limit exposure.
- All individuals working in long-term care facilities should be routinely tested for COVID-19.

