



Florida SEOC Situation Report COVID-19



Published: 7-30-2020 @ 13:00 EDT

Situation Report #137

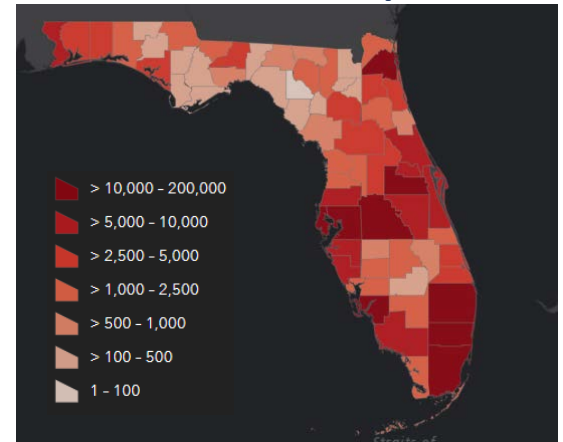
State EOC Level: 1

Florida's 5 STEPS to Prevent COVID-19

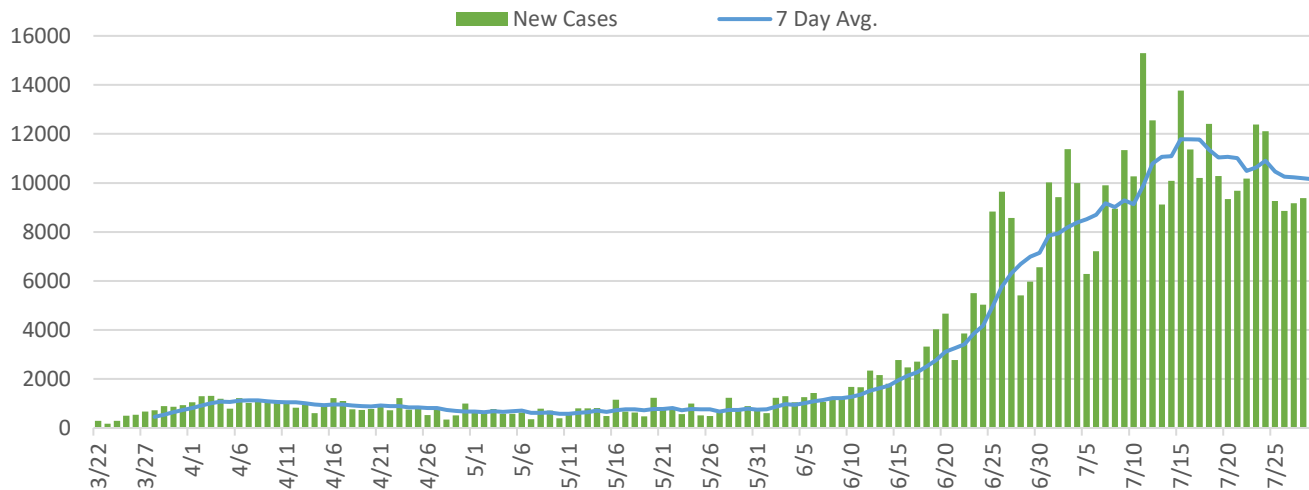
- Social Distancing
- Test, Test, Test
- Elderly & Vulnerable Protection
- Prepare Hospitals
- Stop Introduction

Cases in Florida

	Current	Change
Total Cases in Florida	461,379	+9,956
Florida Resident Cases	456,105	+9,854
Florida Fatalities	6,586	+253
Total Cases Hospitalized	26,017	+518



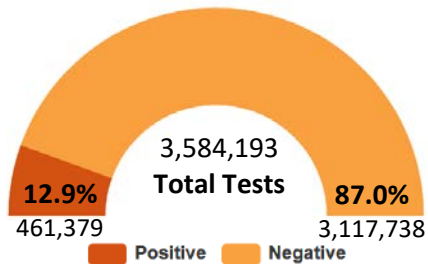
New Resident Cases per Day



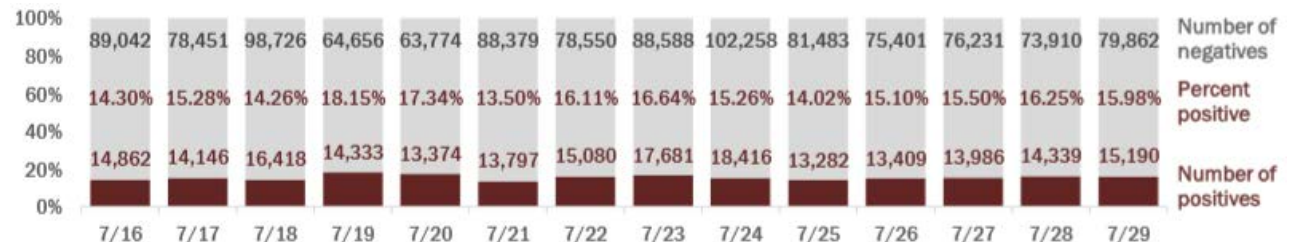
Critical Info Messages

0019	COVID-19 Situation Reports
0433	Executive Orders
2696	FDA Guidance on Mask Approvals
3379	Co-Response Guidance Version 2.0
3518	Daily Weather Updates
3519	NCS Survey and Map Information
3637	FEMA NCS Policy: 104-009-18
3685	List of FL Mask Ordinances
3705	Public Messaging Toolkit
4078	SEOC Out-of-Office Contacts List
4079	Tropical Weather Briefing Packets

Test Results to Date



Lab Test Results per Day



New Cases Trends by County

County	New Cases	Positivity Rate	7-day Average New Cases	7-day Average Positivity Rate	County	New Cases	Positivity Rate	7-day Average New Cases	7-day Average Positivity Rate
Alachua	95	6.9%	80	6.2%	Lake	82	7.7%	93	7.7%
Baker	14	16.9%	13	13.0%	Lee	260	12.7%	196	9.9%
Bay	100	24.8%	143	21.6%	Leon	98	8.0%	89	7.6%
Bradford	9	7.4%	15	11.8%	Levy	37	8.6%	17	10.5%
Brevard	79	6.1%	96	6.7%	Liberty	8	13.3%	5	12.3%
Broward	1,342	13.8%	1,329	13.2%	Madison	19	27.7%	11	17.8%
Calhoun	7	3.4%	7	8.5%	Manatee	150	7.9%	155	7.7%
Charlotte	82	12.3%	47	7.7%	Marion	368	23.3%	251	17.7%
Citrus	32	12.1%	34	9.5%	Martin	34	9.6%	35	10.5%
Clay	61	9.7%	61	8.9%	Monroe	32	11.9%	33	12.8%
Collier	177	20.1%	136	13.0%	Nassau	28	8.4%	25	8.5%
Columbia	114	31.7%	92	27.2%	Okaloosa	127	17.9%	81	11.8%
Dade	2,773	17.8%	2,978	18.2%	Okeechobee	20	21.2%	15	16.2%
DeSoto	11	9.8%	18	14.0%	Orange	400	8.3%	477	8.5%
Dixie	6	16.2%	6	10.8%	Osceola	151	10.5%	205	13.1%
Duval	418	7.7%	351	8.7%	Palm Beach	525	9.4%	633	10.1%
Escambia	169	14.9%	162	12.0%	Pasco	100	7.1%	120	8.7%
Flagler	17	6.6%	20	7.7%	Pinellas	314	8.3%	249	7.1%
Franklin	2	4.9%	3	5.9%	Polk	222	13.2%	248	12.6%
Gadsden	48	7.4%	39	12.8%	Putnam	38	13.5%	25	10.5%
Gilchrist	0	16.3%	3	14.0%	Santa Rosa	154	24.7%	162	22.0%
Glades	0	0.0%	14	24.5%	Sarasota	94	6.0%	114	6.8%
Gulf	15	28.8%	13	18.4%	Seminole	86	8.1%	98	7.9%
Hamilton	3	13.0%	6	10.0%	St. Johns	32	4.8%	66	8.3%
Hardee	7	11.3%	12	15.4%	St. Lucie	98	10.0%	128	12.7%
Hendry	12	12.6%	24	19.6%	Sumter	13	4.6%	22	6.6%
Hernando	38	7.2%	46	10.8%	Suwannee	22	18.5%	20	14.1%
Highlands	17	7.9%	31	9.3%	Taylor	31	43.1%	11	16.4%
Hillsborough	474	9.4%	473	10.7%	Union	6	2.8%	5	16.3%
Holmes	11	7.9%	9	9.9%	Volusia	135	8.8%	129	8.9%
Indian River	49	9.8%	57	8.3%	Wakulla	22	22.3%	21	8.6%
Jackson	9	3.3%	84	19.7%	Walton	30	13.3%	31	12.9%
Jefferson	4	12.2%	5	11.6%	Washington	19	22.1%	14	13.5%
Lafayette	5	20.0%	4	14.1%	<i>Numbers for this chart are not cumulative and only reflect new cases</i>				

County Cumulative Totals

County	Total Cases	Resident Fatalities	Total COVID+ Hospitalizations	Total Tested	County	Total Cases	Resident Fatalities	Total COVID+ Hospitalizations	Total Tested
Alachua	3,448	20	148	64,622	Lake	4,408	51	220	57,897
Baker	343	4	25	4,083	Lee	15,137	286	945	105,077
Bay	3,357	21	118	22,013	Leon	4,102	14	120	52,303
Bradford	316	3	25	3,926	Levy	546	3	28	5,512
Brevard	5,333	108	377	76,968	Liberty	356	2	6	2,970
Broward	54,312	676	3,250	381,963	Madison	583	7	25	4,693
Calhoun	278	7	25	2,120	Manatee	8,337	176	516	76,815
Charlotte	1,889	85	217	22,015	Marion	4,682	56	373	41,914
Citrus	1,192	26	103	16,313	Martin	3,561	73	311	23,920
Clay	2,758	47	180	31,020	Monroe	1,230	6	81	11,343
Collier	9,355	121	643	57,448	Nassau	1,037	10	58	13,448
Columbia	2,437	10	93	11,986	Okaloosa	2,704	24	120	25,078
Dade	115,916	1,515	5,362	602,089	Okeechobee	878	2	80	5,969
DeSoto	1,251	14	94	8,996	Orange	28,591	212	822	246,277
Dixie	247	4	25	2,333	Osceola	8,281	64	335	56,322
Duval	20,816	152	608	188,599	Palm Beach	32,696	806	2,548	250,023
Escambia	7,598	92	402	62,476	Pasco	6,201	94	452	60,208
Flagler	867	10	75	13,248	Pinellas	16,114	418	1,426	156,276
Franklin	105	1	4	2,434	Polk	12,281	262	1,067	85,351
Gadsden	1,315	17	103	10,356	Putnam	1,261	15	137	11,174
Gilchrist	305	3	11	3,359	Santa Rosa	3,279	22	154	24,797
Glades	389	3	25	1,078	Sarasota	5,443	119	349	66,309
Gulf	301	1	18	3,205	Seminole	6,419	72	366	61,809
Hamilton	567	3	20	3,822	St. Johns	3,168	24	161	36,344
Hardee	819	7	72	4,204	St. Lucie	4,903	118	309	38,209
Hendry	1,618	35	140	7,771	Sumter	1,058	27	152	15,903
Hernando	1,617	29	194	16,761	Suwannee	1,082	32	90	6,597
Highlands	1,132	26	129	14,449	Taylor	319	3	17	2,813
Hillsborough	28,742	331	1,221	213,702	Union	206	4	18	3,186
Holmes	413	2	10	3,892	Volusia	6,707	109	498	64,736
Indian River	2,167	41	139	24,181	Wakulla	565	2	27	7,034
Jackson	1,553	28	83	9,578	Walton	1,149	12	55	8,301
Jefferson	192	5	21	2,139	Washington	488	13	31	3,930
Lafayette	100	1	8	849	<i>All numbers in this chart are cumulative totals (to-date)</i>				

Total Testing based on 7-29 DOH data

State Actions

Emergency Services	
ESF 4/9	Coordinating Fire-Rescue specific guidance for COVID-19.
ESF 8	Coordinating epidemiological investigations, contact tracing, and public health data analysis Supporting long term care facilities with testing, infection control assessments and training and staff augmentation. Coordinating the deployment of Remdesivir to hospitals. Coordinating laboratory operations. Distributing PPE and testing materials in coordination with SERT logistics. Providing coordinated public health information.
ESF 13	Supporting operations throughout the state including medical, security and logistical needs.
ESF 16	Coordinating with FLNG and other partners in support of EO 20-80, 20-82, and 20-86.
Human Services	
ESF 6	American Red Cross Sheltering Information can be found in Info Message 0072 . Future planning with partners of expected mass care needs in anticipation for hurricane season.
ESF 11	TEFAP (Providing nutritious, high-quality foods to low-income households). Summer Break Spot or call 211 (Feeding children while schools are closed). The Supplemental Nutrition Program for Women, Infants and Children provides nutritious, high-quality foods and formula to pregnant women and/or young children in low-income households/those who lose their jobs or are laid off due to COVID-19.
ESF 15	Asking organizations to use Volunteer Connect as a virtual board to advertise opportunities: https://volunteer.volunteerflorida.org/ Supporting county ESF 15s in organizing local donation efforts.
ESF 17	Coordinating needs and guidance for the food and agriculture sector, animal movement, food safety, veterinary practices, animal care, and pets. Coordinating with Florida SART and Feeding Florida for pet food donation and distribution.
ESF 18	Coordinating with FRLA and ESF 5 to identify potential non-congregate sheltering partnerships. Visit floridadisaster.biz to access the Business Damage Assessment Survey.
Infrastructure	
ESF 1/3	Coordinate with seaports to collect information on current operations and incoming cruise ships. Provide coordination and resources for the maintenance of traffic around temporary collection sites. Department of Transportation Situation Reports can be found in Info Message 0680 .
Plans	
ESF 5	Contingency planning for potential co-response scenerios. Facilitating non-congrgate sheltering partnerships for upcoming hurricane season. Coordinating specific guidance for counties as needed. Creating and maintaining reports for State of Florida COVID-19 response.
Recovery	
Now accepting Requests for Public Assistance through www.FloridaPA.org Info Message 0887 is a master list of recovery information.	

Governor's Plan for Reopening *Full Phase 2* *(effective for 64 counties)*

- Visits to senior living facilities remain prohibited.
- Schools and organized youth activities can reopen.
- DBPR has suspended the sale of alcoholic beverages for on-premises consumption at all bars throughout the State effective June 26, 2020.
- Restaurants may allow bar-top seating.
- Retail and gyms may operate at full capacity.
- Large venues (e.g. movie theaters auditoriums, bowling alleys, etc.) can operate at 50% capacity.
- Pari-mutuel facilities may submit a request to open.
- Personal services businesses (e.g. tattoo parlors, acupuncture and massage, tanning salons, etc.) may operate while adhering to guidance.
- Vulnerable individuals continue to avoid crowds and limit exposure.
- All individuals working in long-term care facilities should be routinely tested for COVID-19.

