



Florida SEOC Situation Report COVID-19



Published: 8-1-2020 @ 13:00 EDT

Situation Report #139

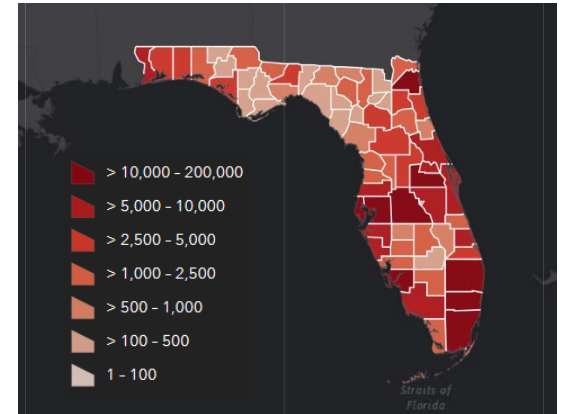
State EOC Level: 1

Florida's 5 STEPS to Prevent COVID-19

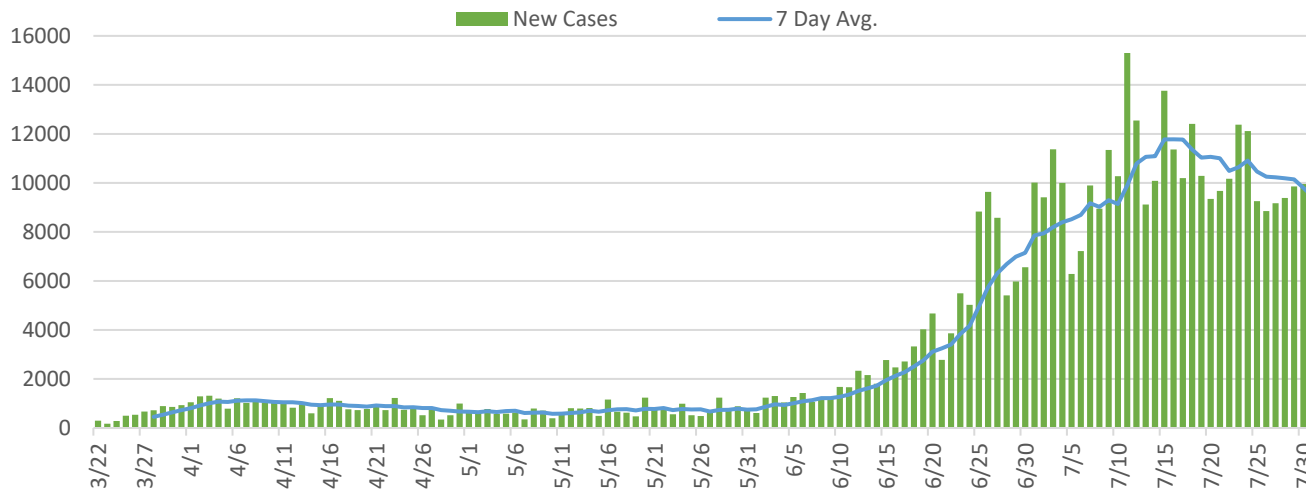
- Social Distancing
- Test, Test, Test
- Elderly & Vulnerable Protection
- Prepare Hospitals
- Stop Introduction

Cases in Florida

	Current	Change
Total Cases in Florida	480,028	+9,642
Florida Resident Cases	474,621	+9,591
Florida Fatalities	7,022	+179
Total Cases Hospitalized	26,972	+439



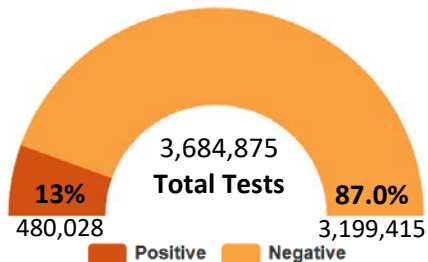
New Resident Cases per Day



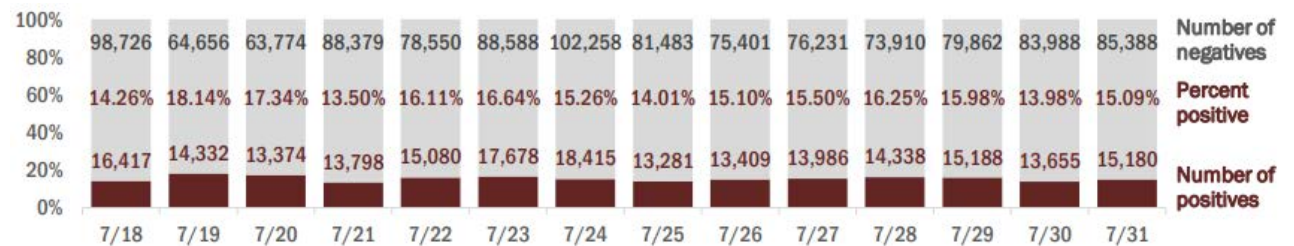
Critical Info Messages

0019	COVID-19 Situation Reports
0433	Executive Orders
2696	FDA Guidance on Mask Approvals
3379	Co-Response Guidance Version 2.0
3518	Daily Weather Updates
3519	NCS Survey and Map Information
3637	FEMA NCS Policy: 104-009-18
3685	List of FL Mask Ordinances
3705	Public Messaging Toolkit
4078	SEOC Out-of-Office Contacts List
4079	Tropical Weather Briefing Packets

Test Results to Date



Lab Test Results per Day



New Cases Trends by County

County	New Cases	Positivity Rate	7-day Average New Cases	7-day Average Positivity Rate	County	New Cases	Positivity Rate	7-day Average New Cases	7-day Average Positivity Rate
Alachua	78	6.3%	91	6.2%	Lake	108	10.0%	109	7.7%
Baker	13	6.0%	14	12.9%	Lee	279	10.7%	303	9.4%
Bay	118	18.1%	108	22.8%	Leon	69	7.8%	92	7.5%
Bradford	9	8.2%	18	12.2%	Levy	29	18.6%	23	11.8%
Brevard	87	4.7%	132	5.9%	Liberty	14	31.1%	6	20.5%
Broward	1,099	10.8%	1,517	12.4%	Madison	21	23.1%	16	18.5%
Calhoun	3	2.7%	9	8.3%	Manatee	180	8.9%	194	7.3%
Charlotte	57	6.9%	73	7.6%	Marion	210	15.3%	296	18.3%
Citrus	13	3.7%	38	7.8%	Martin	30	10.2%	75	10.2%
Clay	50	9.6%	75	8.9%	Monroe	70	9.9%	39	12.0%
Collier	226	16.4%	219	12.9%	Nassau	17	8.5%	28	8.2%
Columbia	39	13.3%	72	21.1%	Okaloosa	61	8.2%	89	11.1%
Dade	2,546	14.9%	3,172	17.3%	Okeechobee	15	14.4%	25	16.6%
DeSoto	13	9.2%	28	14.5%	Orange	420	8.0%	476	8.2%
Dixie	5	8.2%	8	11.3%	Osceola	189	12.8%	204	12.9%
Duval	222	6.0%	341	7.9%	Palm Beach	578	9.5%	883	9.4%
Escambia	140	11.5%	190	11.5%	Pasco	98	7.4%	158	8.0%
Flagler	34	9.1%	29	6.8%	Pinellas	242	7.7%	416	7.0%
Franklin	3	5.4%	4	6.8%	Polk	207	12.9%	346	12.0%
Gadsden	32	20.1%	45	12.5%	Putnam	40	10.4%	43	9.5%
Gilchrist	4	14.3%	4	15.3%	Santa Rosa	57	9.5%	162	20.0%
Glades	0	0.0%	4	25.7%	Sarasota	145	5.7%	134	6.4%
Gulf	35	17.8%	17	16.9%	Seminole	68	4.8%	132	7.7%
Hamilton	3	7.0%	5	8.8%	St. Johns	48	5.4%	74	7.6%
Hardee	14	23.3%	19	16.0%	St. Lucie	99	12.7%	144	11.9%
Hendry	14	11.6%	40	17.6%	Sumter	19	7.2%	38	6.4%
Hernando	57	18.0%	68	11.5%	Suwannee	49	17.0%	33	15.4%
Highlands	31	10.3%	41	9.7%	Taylor	11	15.9%	13	18.5%
Hillsborough	374	9.8%	539	10.0%	Union	9	18.8%	8	16.0%
Holmes	9	4.4%	9	10.2%	Volusia	127	7.1%	175	7.9%
Indian River	37	7.1%	61	7.6%	Wakulla	7	11.4%	18	9.6%
Jackson	13	7.5%	62	18.2%	Walton	56	17.7%	36	13.4%
Jefferson	37	34.9%	12	16.6%	Washington	7	4.9%	17	14.6%
Lafayette	2	25.0%	4	14.2%	<i>Numbers for this chart are not cumulative and only reflect new cases</i>				

County Cumulative Totals

County	Total Cases	Resident Fatalities	Total COVID+ Hospitalizations	Total Tested	County	Total Cases	Resident Fatalities	Total COVID+ Hospitalizations	Total Tested
Alachua	3,590	21	159	66,768	Lake	4,612	51	235	59,867
Baker	371	4	26	4249	Lee	15,551	300	998	108,690
Bay	3,620	21	145	22,971	Leon	4,294	14	126	54,450
Bradford	332	4	26	4059	Levy	583	3	33	5,785
Brevard	5,521	115	405	79,206	Liberty	399	2	6	3,019
Broward	56,797	742	3,398	401,778	Madison	618	7	27	4,812
Calhoun	287	7	26	2212	Manatee	8,655	185	548	80,073
Charlotte	1,984	89	222	23,369	Marion	5,069	61	405	44,752
Citrus	1,228	29	118	16,714	Martin	3,626	75	320	24,444
Clay	2,853	48	193	32,179	Monroe	1,325	9	89	12,327
Collier	9,662	124	680	58,989	Nassau	1,079	10	64	13,976
Columbia	2,550	10	101	12,673	Okaloosa	2,850	30	136	26,330
Dade	121,207	1,647	5,599	634,887	Okeechobee	920	6	87	6,178
DeSoto	1,285	15	96	9,239	Orange	29,466	232	880	255,174
Dixie	264	4	28	2,430	Osceola	8,649	79	364	58,845
Duval	21,322	157	640	195,684	Palm Beach	33,854	833	2,612	260,787
Escambia	7,908	97	446	64,979	Pasco	6,394	96	478	62,546
Flagler	919	10	78	13,788	Pinellas	16,604	437	1,538	161,653
Franklin	116	2	4	2,555	Polk	12,735	269	1,128	88,600
Gadsden	1,437	19	111	11,384	Putnam	1,317	16	147	11,699
Gilchrist	329	3	19	3,415	Santa Rosa	3,399	24	160	26,120
Glades	391	3	26	1,086	Sarasota	5,672	121	359	68,944
Gulf	373	2	26	3,462	Seminole	6,566	84	407	63,404
Hamilton	574	3	21	3,879	St. Johns	3,264	28	173	37,794
Hardee	841	7	75	4,319	St. Lucie	5,106	125	323	39,795
Hendry	1,649	36	143	7,964	Sumter	1,091	32	159	16,455
Hernando	1,707	33	219	17,326	Suwannee	1,155	32	92	6,928
Highlands	1,197	29	143	14,959	Taylor	360	3	19	2,992
Hillsborough	29,589	341	1,285	222,472	Union	218	4	22	3,538
Holmes	433	2	10	4,043	Volusia	6,959	113	527	67,001
Indian River	2,270	48	166	25,323	Wakulla	598	4	28	7,306
Jackson	1,588	32	91	10,076	Walton	1,239	13	60	8,838
Jefferson	337	5	23	2,534	Washington	558	14	37	4,347
Lafayette	111	1	7	873	<i>All numbers in this chart are cumulative totals (to-date)</i>				

Total Testing based on 7-31 DOH data

State Actions

Emergency Services	
ESF 4/9	Coordinating Fire-Rescue specific guidance for COVID-19.
ESF 8	Coordinating epidemiological investigations, contact tracing, and public health data analysis Supporting long term care facilities with testing, infection control assessments and training and staff augmentation. Coordinating the deployment of Remdesivir to hospitals. Coordinating laboratory operations. Distributing PPE and testing materials in coordination with SERT logistics. Providing coordinated public health information.
ESF 13	Supporting operations throughout the state including medical, security and logistical needs.
ESF 16	Coordinating with FLNG and other partners in support of EO 20-80, 20-82, and 20-86.
Human Services	
ESF 6	American Red Cross Sheltering Information can be found in Info Message 0072 . Future planning with partners of expected mass care needs in anticipation for hurricane season.
ESF 11	TEFAP (Providing nutritious, high-quality foods to low-income households). Summer Break Spot or call 211 (Feeding children while schools are closed). The Supplemental Nutrition Program for Women, Infants and Children provides nutritious, high-quality foods and formula to pregnant women and/or young children in low-income households/those who lose their jobs or are laid off due to COVID-19.
ESF 15	Asking organizations to use Volunteer Connect as a virtual board to advertise opportunities: https://volunteer.volunteerflorida.org/ Supporting county ESF 15s in organizing local donation efforts.
ESF 17	Coordinating needs and guidance for the food and agriculture sector, animal movement, food safety, veterinary practices, animal care, and pets. Coordinating with Florida SART and Feeding Florida for pet food donation and distribution.
ESF 18	Coordinating with FRLA and ESF 5 to identify potential non-congregate sheltering partnerships. Visit floridadisaster.biz to access the Business Damage Assessment Survey.
Infrastructure	
ESF 1/3	Coordinate with seaports to collect information on current operations and incoming cruise ships. Provide coordination and resources for the maintenance of traffic around temporary collection sites. Department of Transportation Situation Reports can be found in Info Message 0680 .
Plans	
ESF 5	Contingency planning for potential co-response scenerios. Facilitating non-congrgate sheltering partnerships for upcoming hurricane season. Coordinating specific guidance for counties as needed. Creating and maintaining reports for State of Florida COVID-19 response.
Recovery	
Now accepting Requests for Public Assistance through www.FloridaPA.org Info Message 0887 is a master list of recovery information.	

Governor's Plan for Reopening *Full Phase 2* *(effective for 64 counties)*

- Visits to senior living facilities remain prohibited.
- Schools and organized youth activities can reopen.
- DBPR has suspended the sale of alcoholic beverages for on-premises consumption at all bars throughout the State effective June 26, 2020.
- Restaurants may allow bar-top seating.
- Retail and gyms may operate at full capacity.
- Large venues (e.g. movie theaters auditoriums, bowling alleys, etc.) can operate at 50% capacity.
- Pari-mutuel facilities may submit a request to open.
- Personal services businesses (e.g. tattoo parlors, acupuncture and massage, tanning salons, etc.) may operate while adhering to guidance.
- Vulnerable individuals continue to avoid crowds and limit exposure.
- All individuals working in long-term care facilities should be routinely tested for COVID-19.

