



# Florida SEOC Situation Report COVID-19



Published: 8-13-2020 @ 14:00 EDT

Situation Report #151

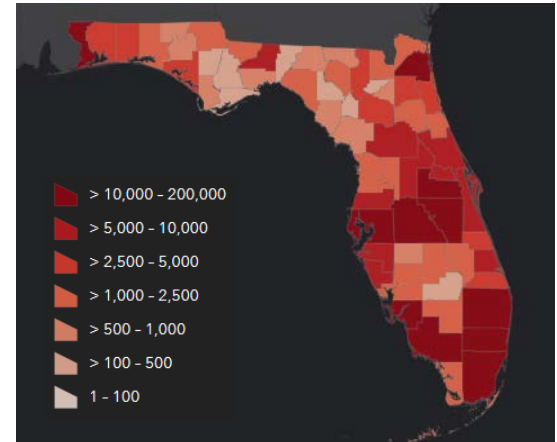
## State EOC Level: 1

### Florida's 5 STEPS to Prevent COVID-19

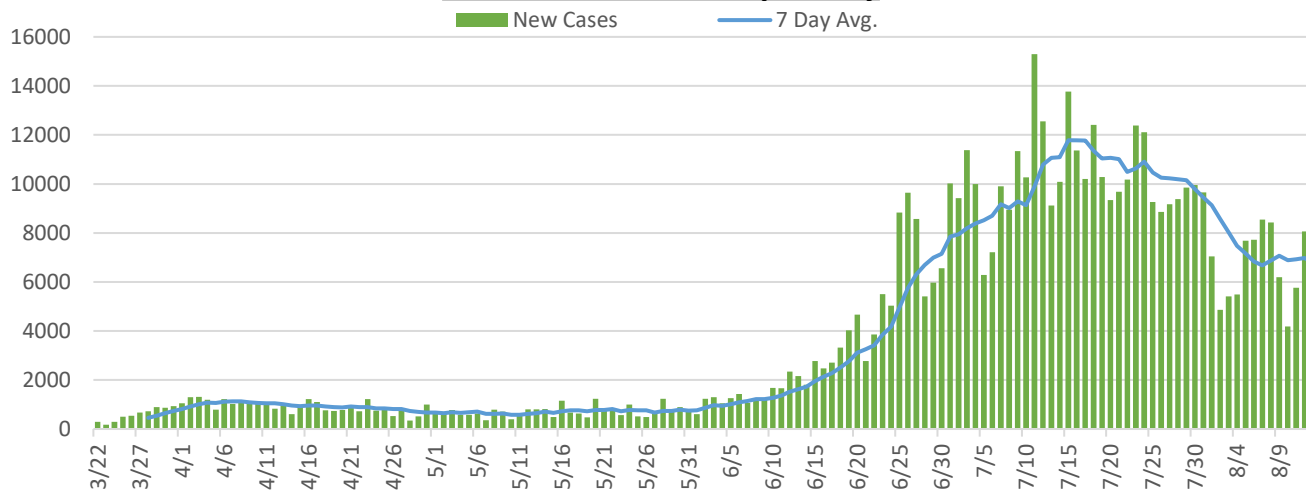
- Social Distancing
- Test, Test, Test
- Elderly & Vulnerable Protection
- Prepare Hospitals
- Stop Introduction

## Cases in Florida

	Current	Change
Total Cases in Florida	557,137	+6,236
Florida Resident Cases	551,232	+6,192
Florida Fatalities	8,913	+148
Total Cases Hospitalized	32,537	+590



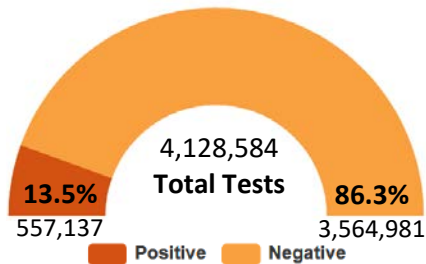
## New Resident Cases per Day



## Critical Info Messages

<b>0019</b>	COVID-19 Situation Reports
<b>0433</b>	Executive Orders
<b>2696</b>	FDA Guidance on Mask Approvals
<b>3379</b>	Co-Response Guidance Version 2.0
<b>3518</b>	Daily Weather Updates
<b>3519</b>	NCS Survey and Map Information
<b>3637</b>	FEMA NCS Policy: 104-009-18
<b>3685</b>	List of FL Mask Ordinances
<b>3705</b>	Public Messaging Toolkit
<b>4078</b>	SEOC Out-of-Office Contacts List
<b>4426</b>	Tropics Briefing Package

## Test Results to Date



## Lab Test Results per Day

Date	Number of negatives	Percent positive	Number of positives
7/30	83,988	13.98%	13,646
7/31	85,387	15.09%	15,173
8/1	76,148	13.44%	11,824
8/2	53,246	12.70%	7,743
8/3	48,525	14.15%	8,000
8/4	49,276	13.95%	7,991
8/5	91,986	11.67%	12,157
8/6	75,600	13.81%	12,114
8/7	86,631	13.13%	13,089
8/8	75,044	12.06%	10,296
8/9	51,025	12.25%	7,124
8/10	57,120	14.68%	9,830
8/11	67,802	16.49%	13,391
8/12	67,403	13.86%	10,844

## County Cumulative Totals

County	Total Cases	Resident Fatalities	Total COVID+ Hospitalizations	Total Tested	County	Total Cases	Resident Fatalities	Total COVID+ Hospitalizations	Total Tested
Alachua	4,391	26	201	73,329	Lake	5,391	75	296	66,788
Baker	1,052	4	35	6,057	Lee	17,039	368	1,130	116,495
Bay	4,644	52	215	27,744	Leon	5,235	26	155	62,159
Bradford	545	4	90	4,710	Levy	720	5	42	6,436
Brevard	6,313	163	503	85,547	Liberty	407	7	8	3,114
Broward	64,741	883	4,147	450,047	Madison	738	9	32	5,193
Calhoun	484	8	31	4,159	Manatee	9,554	242	671	87,250
Charlotte	2,321	97	243	26,886	Marion	6,921	108	518	54,179
Citrus	1,663	38	154	19,110	Martin	3,883	101	339	26,167
Clay	3,369	61	220	35,624	Monroe	1,577	13	102	14,215
Collier	10,640	148	757	64,206	Nassau	1,280	11	76	15,356
Columbia	2,958	21	138	13,904	Okaloosa	3,632	49	176	30,089
Dade	140,984	1,954	6,485	718,449	Okeechobee	1,087	12	108	6,729
DeSoto	1,393	18	105	9,733	Orange	32,575	330	1,006	279,482
Dixie	570	4	34	4,213	Osceola	10,037	107	444	65,817
Duval	24,162	212	751	215,844	Palm Beach	38,208	964	2,907	288,256
Escambia	10,035	141	585	74,303	Pasco	7,283	141	589	69,552
Flagler	1,107	13	92	15,442	Pinellas	18,329	536	1,779	176,896
Franklin	448	2	5	4,005	Polk	14,992	343	1,551	100,796
Gadsden	1,984	26	131	13,328	Putnam	1,559	29	174	13,291
Gilchrist	387	6	21	3,762	Santa Rosa	4,088	44	199	29,438
Glades	410	3	30	1,152	Sarasota	6,479	167	389	75,709
Gulf	712	2	45	5,018	Seminole	7,323	138	492	69,825
Hamilton	625	4	23	4,664	St. Johns	3,817	42	206	42,082
Hardee	998	8	99	6,359	St. Lucie	6,040	188	383	44,326
Hendry	1,839	38	154	8,577	Sumter	1,410	44	184	18,395
Hernando	2,124	53	272	19,673	Suwannee	2,152	45	107	9,202
Highlands	1,523	40	168	16,498	Taylor	1,027	5	27	5,361
Hillsborough	33,428	427	1,449	250,378	Union	456	5	23	8,058
Holmes	518	4	16	4,319	Volusia	8,206	151	603	75,869
Indian River	2,584	58	203	27,666	Wakulla	747	5	34	8,052
Jackson	1,996	46	103	12,220	Walton	1,450	18	72	10,036
Jefferson	462	5	26	3,049	Washington	896	14	43	6,343
Lafayette	469	2	10	1,432	<i>All numbers in this chart are cumulative totals (to-date)</i>				

## State Actions

Emergency Services	
ESF 4/9	Coordinating Fire-Rescue specific guidance for COVID-19.
ESF 8	Coordinating epidemiological investigations, contact tracing, and public health data analysis Supporting long term care facilities with testing, infection control assessments and training and staff augmentation. Coordinating the deployment of Remdesivir to hospitals. Coordinating laboratory operations. Distributing PPE and testing materials in coordination with SERT logistics. Providing coordinated public health information.
ESF 13	Supporting operations throughout the state including medical, security and logistical needs.
ESF 16	Coordinating with FLNG and other partners in support of EO 20-80, 20-82, and 20-86.
Human Services	
ESF 6	American Red Cross Sheltering Information can be found in <b>Info Message 0072</b> . Future planning with partners of expected mass care needs in anticipation for hurricane season.
ESF 11	<a href="#">TEFAP</a> (Providing nutritious, high-quality foods to low-income households). <a href="#">Summer Break Spot</a> or call 211 (Feeding children while schools are closed). <a href="#">The Supplemental Nutrition Program for Women, Infants and Children</a> provides nutritious, high-quality foods and formula to pregnant women and/or young children in low-income households/those who lose their jobs or are laid off due to COVID-19.
ESF 15	Asking organizations to use Volunteer Connect as a virtual board to advertise opportunities: <a href="https://volunteer.volunteerflorida.org/">https://volunteer.volunteerflorida.org/</a> Supporting county ESF 15s in organizing local donation efforts.
ESF 17	Coordinating needs and guidance for the food and agriculture sector, animal movement, food safety, veterinary practices, animal care, and pets. Coordinating with Florida SART and Feeding Florida for pet food donation and distribution.
ESF 18	Coordinating with FRLA and ESF 5 to identify potential non-congregate sheltering partnerships. Visit <a href="http://floridadisaster.biz">floridadisaster.biz</a> to access the Business Damage Assessment Survey.
Infrastructure	
ESF 1/3	Coordinate with seaports to collect information on current operations and incoming cruise ships. Provide coordination and resources for the maintenance of traffic around temporary collection sites. Department of Transportation Situation Reports can be found in <b>Info Message 0680</b> .
Plans	
ESF 5	Contingency planning for potential co-response scenerios. Facilitating non-congrgate sheltering partnerships for upcoming hurricane season. Coordinating specific guidance for counties as needed. Creating and maintaining reports for State of Florida COVID-19 response.
Recovery	
Now accepting Requests for Public Assistance through <a href="http://www.FloridaPA.org">www.FloridaPA.org</a> <b>Info Message 0887</b> is a master list of recovery information.	

### Governor's Plan for Reopening *Full Phase 2* *(effective for 64 counties)*

- Visits to senior living facilities remain prohibited.
- Schools and organized youth activities can reopen.
- DBPR has suspended the sale of alcoholic beverages for on-premises consumption at all bars throughout the State effective June 26, 2020.
- Restaurants may allow bar-top seating.
- Retail and gyms may operate at full capacity.
- Large venues (e.g. movie theaters auditoriums, bowling alleys, etc.) can operate at 50% capacity.
- Pari-mutuel facilities may submit a request to open.
- Personal services businesses (e.g. tattoo parlors, acupuncture and massage, tanning salons, etc.) may operate while adhering to guidance.
- Vulnerable individuals continue to avoid crowds and limit exposure.
- All individuals working in long-term care facilities should be routinely tested for COVID-19.

