



Florida SEOC Situation Report COVID-19



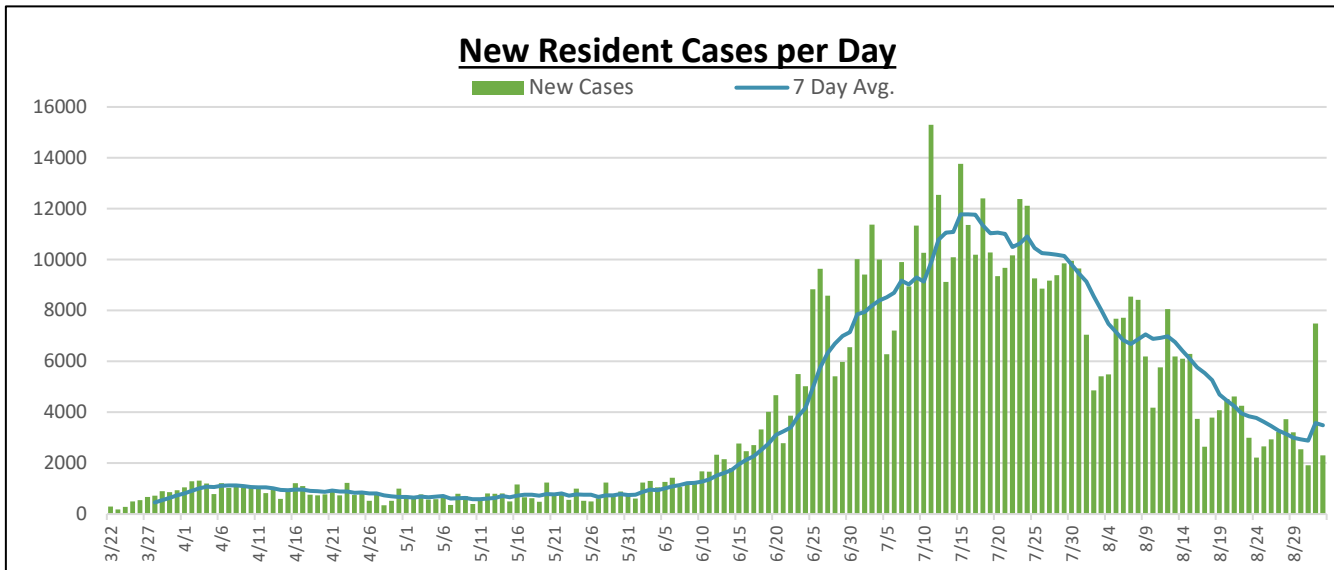
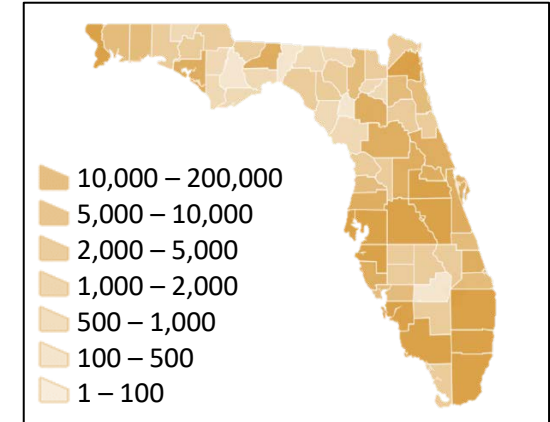
Published: 9-2-2020 @ 15:00 EDT

Situation Report #171

ONE GOAL ONE FLORIDA
 WWW.ONEGOALONEFLORIDA.COM • TEXT "FLCOVID19" TO 888-777

Cases in Florida

| | Current | Change |
|--------------------------|---------|--------|
| Total Cases in Florida | 633,442 | +2,402 |
| Florida Resident Cases | 626,426 | +2,310 |
| Florida Fatalities | 11,501 | +127 |
| Total Cases Hospitalized | 39,158 | +299 |



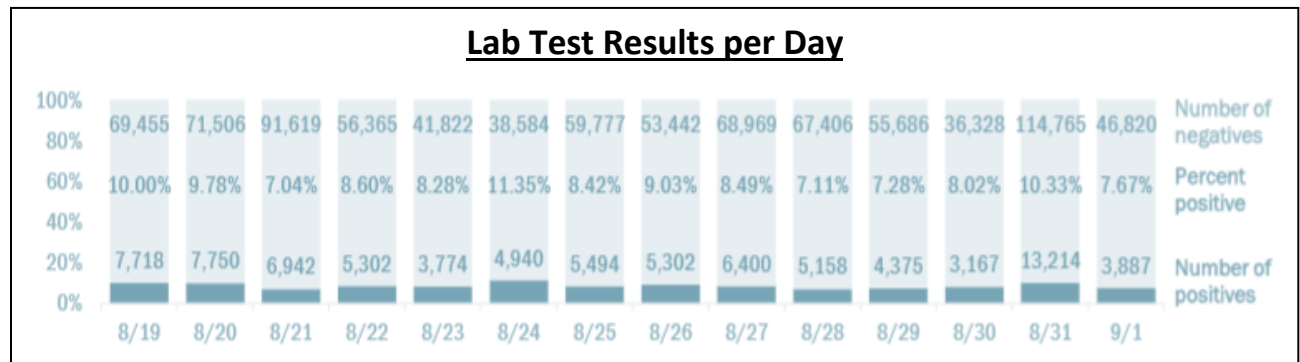
Critical Info Messages

| | |
|-------------|----------------------------------|
| 0019 | COVID-19 Situation Reports |
| 0433 | Executive Orders |
| 2696 | FDA Guidance on Mask Approvals |
| 3379 | Co-Response Guidance Version 2.0 |
| 3518 | Daily Weather Updates |
| 3519 | NCS Survey and Map Information |
| 3637 | FEMA NCS Policy: 104-009-18 |
| 3685 | List of FL Mask Ordinances |
| 3705 | Public Messaging Toolkit |
| 4078 | SEOC Out-of-Office Contacts List |
| 4426 | Tropics Briefing Package |

Persons Tested

| | Florida residents | Non-Florida residents |
|------------------|-------------------|-----------------------|
| Total tested | 4,681,135 | 19,687 |
| Positive | 626,426 | 7,016 |
| Negative | 4,047,712 | 12,648 |
| Inconclusive | 6,997 | 23 |
| Awaiting testing | 3,486 | 29 |

Cumulative percent positivity (based on positive and negative results from March 1 - present):
 Florida residents: 13.40%
 Non-Florida residents: 35.68%



County Cumulative Totals

| County | Total Cases | Total Fatalities | Total COVID+ Hospitalizations | County | Total Cases | Total Fatalities | Total COVID+ Hospitalizations |
|--------------|-------------|------------------|-------------------------------|--|-------------|------------------|-------------------------------|
| Alachua | 5,303 | 34 | 334 | Lake | 6,581 | 123 | 435 |
| Baker | 1,212 | 6 | 48 | Lee | 18,878 | 440 | 1,412 |
| Bay | 5,417 | 87 | 312 | Leon | 6,597 | 43 | 195 |
| Bradford | 764 | 5 | 43 | Levy | 923 | 6 | 66 |
| Brevard | 7,423 | 219 | 675 | Liberty | 436 | 7 | 9 |
| Broward | 72,371 | 1,223 | 5,451 | Madison | 877 | 17 | 42 |
| Calhoun | 573 | 10 | 33 | Manatee | 10,532 | 265 | 752 |
| Charlotte | 2,729 | 113 | 342 | Marion | 8,633 | 192 | 781 |
| Citrus | 2,145 | 60 | 216 | Martin | 4,509 | 119 | 379 |
| Clay | 4,127 | 77 | 306 | Monroe | 1,747 | 16 | 113 |
| Collier | 11,819 | 187 | 866 | Nassau | 1,729 | 22 | 118 |
| Columbia | 3,381 | 38 | 190 | Okaloosa | 4,245 | 79 | 249 |
| Dade | 159,400 | 2,573 | 7,352 | Okeechobee | 1,250 | 19 | 136 |
| DeSoto | 1,501 | 22 | 116 | Orange | 36,488 | 389 | 1,156 |
| Dixie | 738 | 4 | 42 | Osceola | 11,298 | 133 | 564 |
| Duval | 26,807 | 273 | 982 | Palm Beach | 42,518 | 1,151 | 3,376 |
| Escambia | 11,312 | 201 | 766 | Pasco | 8,165 | 184 | 746 |
| Flagler | 1,329 | 16 | 112 | Pinellas | 20,080 | 668 | 2,091 |
| Franklin | 551 | 3 | 7 | Polk | 17,292 | 458 | 1,880 |
| Gadsden | 2,367 | 31 | 181 | Putnam | 1,805 | 38 | 201 |
| Gilchrist | 468 | 10 | 33 | Santa Rosa | 4,763 | 59 | 276 |
| Glades | 459 | 3 | 37 | Sarasota | 7,281 | 213 | 502 |
| Gulf | 829 | 13 | 49 | Seminole | 8,198 | 173 | 585 |
| Hamilton | 703 | 6 | 27 | St. Johns | 4,413 | 60 | 240 |
| Hardee | 1,108 | 10 | 116 | St. Lucie | 7,156 | 238 | 476 |
| Hendry | 1,981 | 39 | 174 | Sumter | 1,914 | 54 | 216 |
| Hernando | 2,710 | 89 | 355 | Suwannee | 2,464 | 63 | 119 |
| Highlands | 1,846 | 69 | 199 | Taylor | 1,207 | 9 | 37 |
| Hillsborough | 37,668 | 559 | 1,700 | Union | 619 | 5 | 36 |
| Holmes | 654 | 5 | 24 | Volusia | 9,483 | 193 | 718 |
| Indian River | 2,863 | 103 | 259 | Wakulla | 928 | 7 | 45 |
| Jackson | 2,414 | 66 | 118 | Walton | 1,678 | 20 | 89 |
| Jefferson | 504 | 6 | 29 | Washington | 1,017 | 16 | 57 |
| Lafayette | 1,205 | 10 | 16 | <i>All numbers in this chart are cumulative totals (to-date)</i> | | | |

State Actions

| Emergency Services | |
|---|--|
| ESF 4/9 | Coordinating Fire-Rescue specific guidance for COVID-19. |
| ESF 8 | Coordinating epidemiological investigations, contact tracing, and public health data analysis Supporting long term care facilities with testing, infection control assessments and training and staff augmentation. Coordinating the deployment of Remdesivir to hospitals. Coordinating laboratory operations. Distributing PPE and testing materials in coordination with SERT logistics. Providing coordinated public health information. |
| ESF 13 | Supporting operations throughout the state including medical, security and logistical needs. |
| ESF 16 | Coordinating with FLNG and other partners in support of EO 20-80, 20-82, and 20-86. |
| Human Services | |
| ESF 6 | American Red Cross Sheltering Information can be found in Info Message 0072 . Future planning with partners of expected mass care needs in anticipation for hurricane season. |
| ESF 11 | TEFAP (Providing nutritious, high-quality foods to low-income households). Summer Break Spot or call 211 (Feeding children while schools are closed). The Supplemental Nutrition Program for Women, Infants and Children provides nutritious, high-quality foods and formula to pregnant women and/or young children in low-income households/those who lose their jobs or are laid off due to COVID-19. |
| ESF 15 | Asking organizations to use Volunteer Connect as a virtual board to advertise opportunities: https://volunteer.volunteerflorida.org/ Supporting county ESF 15s in organizing local donation efforts. |
| ESF 17 | Coordinating needs and guidance for the food and agriculture sector, animal movement, food safety, veterinary practices, animal care, and pets. Coordinating with Florida SART and Feeding Florida for pet food donation and distribution. |
| ESF 18 | Coordinating with FRLA and ESF 5 to identify potential non-congregate sheltering partnerships. Visit floridadisaster.biz to access the Business Damage Assessment Survey. |
| Infrastructure | |
| ESF 1/3 | Coordinate with seaports to collect information on current operations and incoming cruise ships. Provide coordination and resources for the maintenance of traffic around temporary collection sites. Department of Transportation Situation Reports can be found in Info Message 0680 . |
| Plans | |
| ESF 5 | Contingency planning for potential co-response scenerios. Facilitating non-congrgate sheltering partnerships for upcoming hurricane season. Coordinating specific guidance for counties as needed. Creating and maintaining reports for State of Florida COVID-19 response. |
| Recovery | |
| Now accepting Requests for Public Assistance through www.FloridaPA.org Info Message 0887 is a master list of recovery information. | |

Governor's Plan for Reopening *Full Phase 2* *(effective for 64 counties)*

- Visits to senior living facilities remain prohibited.
- Schools and organized youth activities can reopen.
- DBPR has suspended the sale of alcoholic beverages for on-premises consumption at all bars throughout the State effective June 26, 2020.
- Restaurants may allow bar-top seating.
- Retail and gyms may operate at full capacity.
- Large venues (e.g. movie theaters auditoriums, bowling alleys, etc.) can operate at 50% capacity.
- Pari-mutuel facilities may submit a request to open.
- Personal services businesses (e.g. tattoo parlors, acupuncture and massage, tanning salons, etc.) may operate while adhering to guidance.
- Vulnerable individuals continue to avoid crowds and limit exposure.
- All individuals working in long-term care facilities should be routinely tested for COVID-19.

