



Florida SEOC Situation Report COVID-19



Published: 4-21-2020 @ 14:00 EDT

Changes in **Red**

Situation Report #50

State EOC Level: 1

Surgeon General's Priorities

Florida's 5 STEPS to Prevent COVID-19

Social Distancing

Test, Test, Test

Elderly & Vulnerable Protection

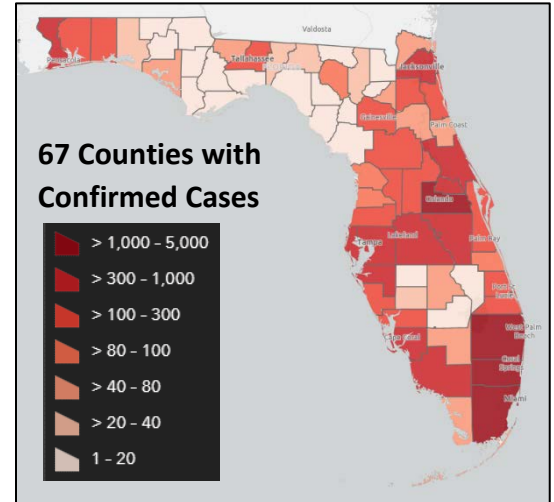
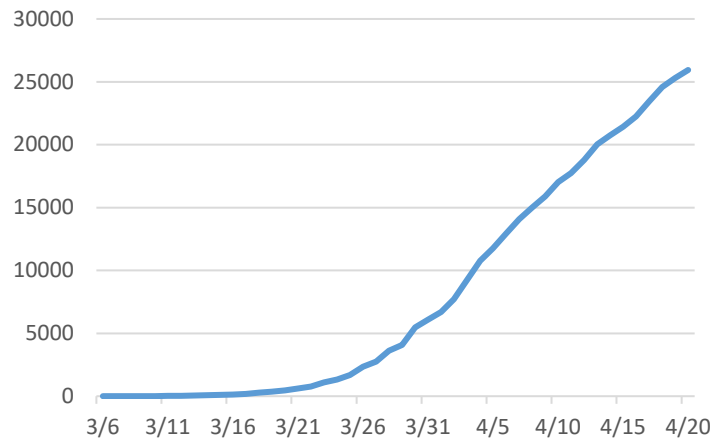
Prepare Hospitals

Stop Introduction

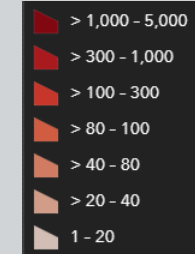
Cases in Florida

| | Current | Change |
|--------------------------|---------------|-------------|
| Total Cases in Florida | 27,495 | +835 |
| Florida Resident Cases | 26,761 | +819 |
| Florida Fatalities | 839 | +56 |
| Total Cases Hospitalized | 4,063 | +221 |

Cumulative Resident Cases



67 Counties with Confirmed Cases

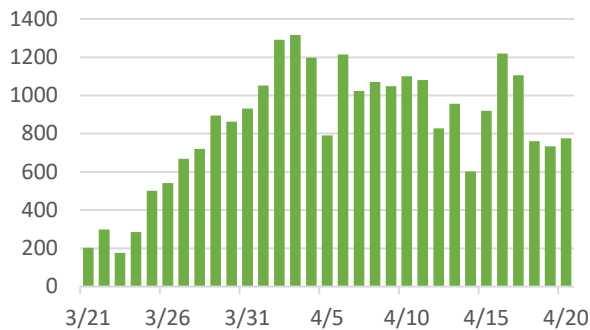


Community Lifeline Status

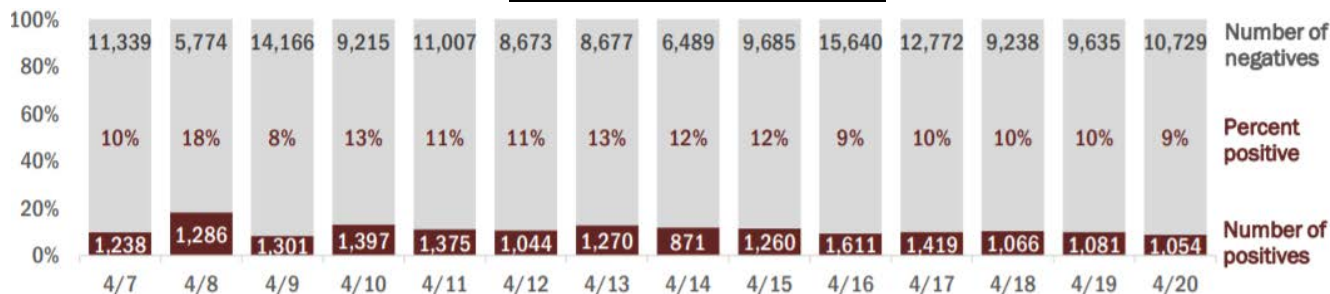
Ongoing medical supply limitations have the potential for leading to a destabilization of the health and medical lifeline.



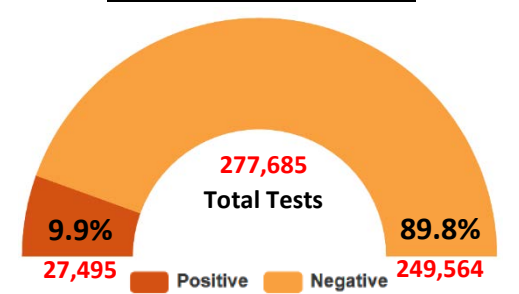
New Resident Cases per Day



Lab Test Results per Day



Test Results to Date



County Summary

| County | Total Confirmed Cases | Fatalities | EOC Level | Non-Congregate Shelter Request Approval Status | County | Total Confirmed Cases | Fatalities | EOC Level | Non-congregate Shelter Request Approval Status |
|--------------|-----------------------|------------|-----------|--|--------------|-----------------------|------------|-----------|--|
| Alachua | 223 | | 1 | Approved* | Lee | 789 | 29 | 2 | Approved |
| Baker | 17 | 3 | 2 | | Leon | 185 | 1 | 2 | Approved |
| Bay | 58 | 2 | 1 | | Levy | 12 | | 2 | |
| Bradford | 42 | 2 | 2 | | Liberty | 2 | | 2 | |
| Brevard | 223 | 7 | 1 | Approved | Madison | 25 | 1 | 2 | |
| Broward | 4,149 | 126 | 2 | Pending FEMA | Manatee | 437 | 34 | 2 | Approved |
| Calhoun | 6 | | 2 | | Marion | 130 | 3 | 2 | |
| Charlotte | 143 | 11 | 2 | Approved | Martin | 156 | 4 | 1 | Approved |
| Citrus | 92 | 8 | 2 | Pending FEMA | Miami-Dade | 9,840 | 227 | 2 | Approved |
| Clay | 252 | 11 | 2 | Approved | Monroe | 73 | 3 | 2 | Approved |
| Collier | 473 | 9 | 1 | Approved | Nassau | 46 | | 2 | Approved |
| Columbia | 42 | | 2 | | Okaloosa | 134 | 3 | 2 | |
| DeSoto | 24 | 4 | 2 | Approved | Okeechobee | 7 | | 2 | |
| Dixie | 4 | | 2 | | Orange | 1,222 | 27 | 1 | Pending FEMA |
| Duval | 901 | 16 | 1 | | Osceola | 416 | 5 | 1 | Approved |
| Escambia | 337 | 9 | 2 | | Palm Beach | 2,296 | 126 | 2 | Approved |
| Flagler | 77 | 2 | 2 | Approved | Pasco | 211 | 3 | 2 | Approved |
| Franklin | 2 | | 1 | | Pinellas | 611 | 17 | 1 | Approved* |
| Gadsden | 57 | | 2 | | Polk | 351 | 14 | 2 | |
| Gilchrist | 4 | | 2 | | Putnam | 58 | 1 | 2 | Approved |
| Glades | 5 | 1 | 2 | | St. Johns | 193 | 4 | 2 | Approved |
| Gulf | 1 | | 2 | | St. Lucie | 204 | 15 | 2 | |
| Hamilton | 3 | | 2 | Approved | Santa Rosa | 141 | 6 | 2 | Approved |
| Hardee | 4 | | 2 | Approved | Sarasota | 296 | 28 | 2 | Approved |
| Hendry | 44 | 1 | 2 | Pending FEMA* | Seminole | 328 | 5 | 1 | Approved |
| Hernando | 85 | 3 | 2 | | Sumter | 153 | 11 | 2 | Approved |
| Highlands | 71 | 7 | 1 | Approved | Suwannee | 102 | 8 | 2 | Approved |
| Hillsborough | 977 | 19 | 2 | Approved* | Taylor | 2 | | 2 | |
| Holmes | 8 | | 2 | | Union | 2 | | 1 | |
| Indian River | 85 | 4 | 2 | | Volusia | 356 | 10 | 1 | Approved* |
| Jackson | 10 | | 2 | | Wakulla | 15 | 1 | 2 | |
| Jefferson | 26 | 1 | 1 | Approved | Walton | 32 | | 2 | Approved |
| Lafayette | 1 | | 2 | | Washington | 8 | | 2 | |
| Lake | 213 | 7 | 1 | Approved* | Out of State | 6 | 1 | | |

*Addendum added prior to approval

