



Florida SEOC Situation Report COVID-19



Published: 6-22-2020 @ 14:00 EDT

Situation Report #99

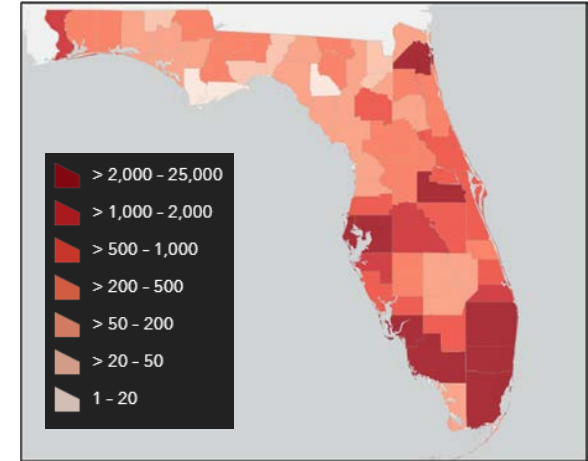
State EOC Level: 1

Florida's 5 STEPS to Prevent COVID-19

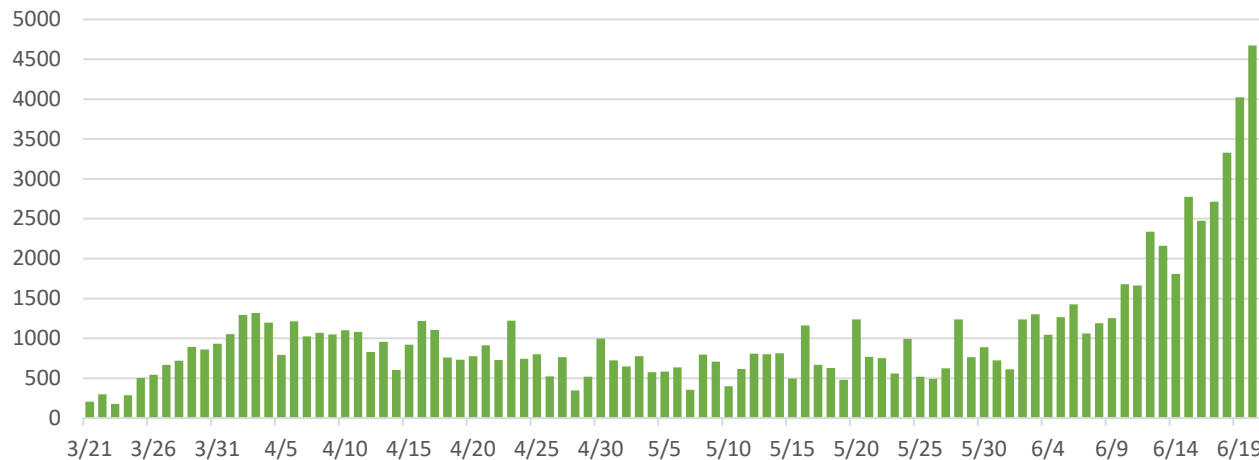
- Social Distancing
- Test, Test, Test
- Elderly & Vulnerable Protection
- Prepare Hospitals
- Stop Introduction

Cases in Florida

	Current	Change
Total Cases in Florida	100,217	+2,926
Florida Resident Cases	98,047	+2,908
Florida Fatalities	3,173	+12
Total Cases Hospitalized	13,119	+82



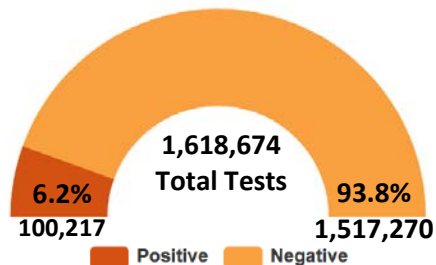
New Resident Cases per Day



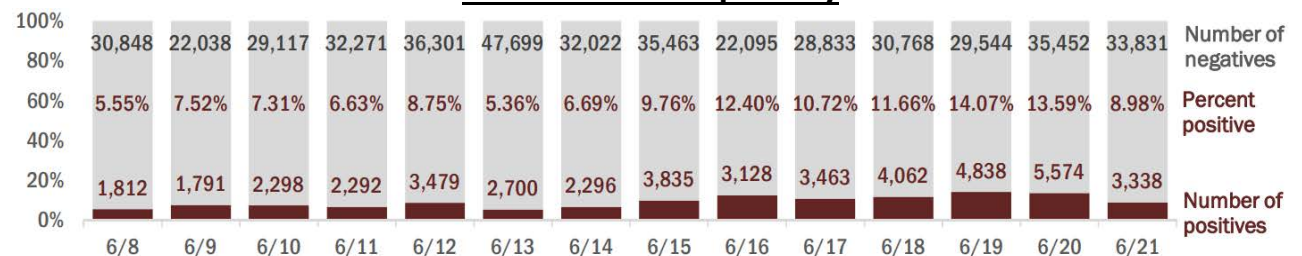
Critical Info Messages

0019	COVID-19 Situation Reports
0433	Executive Orders
1243	SEOC Rudd Phone Directory
2559	Use of Collection Kits Memorandum
2696	FDA Guidance on Mask Approvals
3379	Co-Response Guidance Version 2.0
3518	Daily Weather Updates
3519	NCS Survey and Map Information
3637	FEMA NCS Policy: 104-009-18
3685	List of FL Mask Ordinances

Test Results to Date



Lab Test Results per Day



County Summary

County	Cases	Fatalities	Hospitalized	PUIs	Tested	County	Cases	Fatalities	Hospitalized	PUIs	Tested
Alachua	738	11	91	15,323	35,659	Lake	763	20	100	15,342	28,215
Baker	44	4	12	836	1,534	Lee	3,666	149	552	26,174	46,882
Bay	205	4	27	3,243	6,463	Leon	587	8	53	12,761	23,405
Bradford	63	2	13	1,477	2,224	Levy	147	1	8	1,735	2,849
Brevard	878	16	95	19,689	35,062	Liberty	221	1	1	2,215	2,303
Broward	11,327	373	1,887	96,326	165,410	Madison	142	3	4	1,086	1,740
Calhoun	69	6	6	536	745	Manatee	1,977	126	251	15,898	32,592
Charlotte	597	75	137	5,515	10,394	Marion	412	10	53	14,657	20,581
Citrus	199	12	34	3,962	8,382	Martin	1,582	20	146	7,552	14,671
Clay	519	32	97	8,288	14,817	Monroe	165	4	16	3,565	4,733
Collier	3,206	64	302	16,020	29,006	Nassau	120	1	16	3,169	5,896
Columbia	232	3	18	3,429	5,286	Okaloosa	421	6	56	6,904	11,332
Dade	26,239	884	3,731	161,488	262,908	Okeechobee	250	0	23	1,698	2,866
DeSoto	468	10	52	2,469	3,890	Orange	5,157	49	445	63,461	109,640
Dixie	61	3	10	806	1,268	Osceola	1,080	23	177	13,536	21,001
Duval	3,085	60	329	48,574	82,315	Palm Beach	10,943	468	1,583	69,509	123,985
Escambia	1,202	41	76	15,166	28,579	Pasco	872	17	112	13,906	28,262
Flagler	237	5	27	3,863	7,238	Pinellas	3,854	117	559	38,504	76,934
Franklin	4	0	0	461	740	Polk	2,225	78	415	19,295	37,711
Gadsden	326	6	13	2,912	5,428	Putnam	238	6	28	3,466	5,320
Gilchrist	86	0	0	753	2,123	Santa Rosa	350	9	26	6,962	11,378
Glades	142	1	13	297	576	Sarasota	992	94	193	13,143	30,735
Gulf	11	0	1	557	1,286	Seminole	1,361	16	144	17,273	29,949
Hamilton	302	2	8	1,986	2,517	St. Johns	496	7	57	9,927	16,617
Hardee	305	1	34	1,051	1,916	St. Lucie	1,226	41	154	10,251	19,581
Hendry	763	22	76	2,500	4,441	Sumter	286	17	46	3,780	6,451
Hernando	200	5	31	3,826	8,520	Suwannee	290	18	45	2,213	3,259
Highlands	238	10	50	3,744	6,653	Taylor	68	0	6	883	1,339
Hillsborough	5,973	115	582	55,120	100,227	Union	42	2	9	1,170	2,115
Holmes	58	0	4	796	1,253	Volusia	1,263	53	194	20,486	33,184
Indian River	409	15	51	5,536	11,493	Wakulla	40	1	5	1,252	1,848
Jackson	338	2	25	3,018	4,727	Walton	186	9	24	1,614	2,959
Jefferson	36	4	9	563	1,011	Washington	96	11	19	899	1,675
Lafayette	20	0	2	351	456	<i>All numbers in this chart are cumulative totals (to-date)</i>					

State Supported Testing Operations for 6-21-20

Walk-Up Testing Sites

County	Site	Tests 6-21	Tests To-Date
Broward	Dania Beach City Hall	No Ops	356
Broward	Deerfield Beach	No Ops	1,155
Broward	G Proulx Building Materials (outreach)	CLOSED	54
Broward	Hampton Pines	CLOSED	840
Broward	Hollywood (Boulevard Heights)	No Ops	794
Broward	Miramar Youth Enrichment Center	201	2,728
Broward	Mitchell Moore Park	312	9,047
Broward	Mullins Park (Coral Springs)	No Ops	3,083
Broward	Tamarac	No Ops	295
Broward	Urban League	No Ops	6,654
Collier	Immokalee #2 (S, M, W, F)		2,788
Duval	Legends Center	146	3,168
Hillsborough	Lee Davis Community Resource Center	No Ops	5,948
Hillsborough	Southshore Comm Resource Center	No Ops	5,263
Leon	FAMU Bragg Stadium	No Ops	12,203
Manatee	Lincoln Park	202	3,864
Miami-Dade	Holy Family Catholic Church	No Ops	4,634
Miami-Dade	Sherbondy Park (Opa-locka)	212	3,626
Palm Beach	Florida Atlantic University (FAU)	No Ops	3,450
Palm Beach	Lakeside Hospital	No Ops	2,793
Sarasota	Robert L. Taylor Community Center	45	4,636
Total		2,663	100,483

6-20 was the last day of operations at the Hampton Pines Park site.

Long Term Care Sites Testing

Facility Residents tested 6-18	123
Facility Staff tested 6-18	619
Tests conducted to date (Cumulative)	125,154

Report not received by 1400 hrs

Pop-Up Testing Sites

Site	Tests 6-21	To-Date
Boca Raton Home Depot	202	2,719
Port Charlotte Publix	-	1,050
Coral Springs Publix	-	1,096
Deltona Publix	-	1,330
Holiday Home Depot	196	2,095
Bradenton Home Depot	154	1,627
Total	552	9,917

Drive-Through Testing Sites

County	Site	Tests 6-21	Tests To-Date
Brevard	EFSC Palm Bay	400	7,413
Broward	CB Smith Park	483	45,716
Broward	War Memorial	-	9,719
Duval	Jacksonville Stadium	689	29,548
Escambia	UWF	126	7,372
Hillsborough	Raymond James	-	13,410
Lee	Century Link Sports Complex	687	22,710
Miami-Dade	Amelia Earhart Park	648	38,668
Miami-Dade	Hard Rock	410	24,314
Miami-Dade	Marlin Stadium	459	17,717
Miami-Dade	Miami Beach C.C.	-	9,203
Orange	Orlando Convention Center	1,264	36,048
Palm Beach	Ball Park of Palm Beaches	-	7,555
Palm Beach	Delray Beach Civic Center	-	22,338
Sarasota	University Town Center	752	22,318
Volusia	University High School		1,391
Total		5,918	315,440

State Actions

Emergency Services	
ESF 4/9	Coordinating Fire-Rescue specific guidance for COVID-19.
ESF 8	Coordinating epidemiological investigations, contact tracing, and public health data analysis Supporting long term care facilities with testing, infection control assessments and training and staff augmentation. Coordinating the deployment of Remdesivir to hospitals. Coordinating laboratory operations. Distributing PPE and testing materials in coordination with SERT logistics. Providing coordinated public health information.
ESF 13	Supporting operations throughout the state including medical, security and logistical needs.
ESF 16	Coordinating with FLNG and other partners in support of EO 20-80, 20-82, and 20-86.
Human Services	
ESF 6	Coordinating logistical support and coordination for the delivery of food products to feeding partners. American Red Cross Sheltering Information can be found in Info Message 0072 . Developing contingency plans to provide staff augmentation for feeding and sheltering partners. Coordinating with ESF 18 on Dislocated Worker Grant workers. Coordinating with ESF 15 to maximize the utility of the Disaster Leave Law. Future planning with partners of expected mass care needs in anticipation for hurricane season.
ESF 11	Coordinating logistics for the delivery of food pantry items purchased by FDEM. TEFAP (Providing nutritious, high-quality foods to low-income households). Summer Break Spot or call 211 (Feeding children while schools are closed). The Supplemental Nutrition Program for Women, Infants and Children provides nutritious, high-quality foods and formula to pregnant women and/or young children in low-income households/those who lose their jobs or are laid off due to COVID-19.
ESF 15	Asking organizations to use Volunteer Connect as a virtual board to advertise opportunities: https://volunteer.volunteerflorida.org/ Supporting county ESF 15s in organizing local donation efforts.
ESF 17	Coordinating needs and guidance for the food and agriculture sector, animal movement, food safety, veterinary practices, animal care, and pets. Coordinating with Florida SART and Feeding Florida for pet food donation and distribution.
ESF 18	Coordinating with FRLA and ESF 5 to identify potential non-congregate sheltering partnerships. Visit floridadisaster.biz to access the Business Damage Assessment Survey.
Infrastructure	
ESF 1/3	Coordinating with airports to collect information on incoming flights originating from the New York Tri-State region. Coordinating with seaports to collect information on current operations and incoming cruise ships. Coordinating the maintenance of traffic around temporary collection sites. Department of Transportation Situation Reports can be found in Info Message 0680 .
Recovery	
Now accepting Requests for Public Assistance through www.FloridaPA.org Info Message 0887 is a master list of recovery information.	

Governor's Plan for Reopening

Full Phase 2 (effective for 64 counties)

- Visits to senior living facilities remain prohibited.
- Schools and organized youth activities can reopen.
- Bars and pubs may operate at 50% capacity inside and full capacity outside with social distancing.
- Restaurants may allow bar-top seating.
- Retail and gyms may operate at full capacity.
- Large venues (e.g. movie theaters auditoriums, bowling alleys, etc.) can operate at 50% capacity.
- Pari-mutuel facilities may submit a request to open.
- Personal services businesses (e.g. tattoo parlors, acupuncture and massage, tanning salons, etc.) may operate while adhering to guidance.
- Vulnerable individuals continue to avoid crowds and limit exposure.
- All individuals working in long-term care facilities should be routinely tested for COVID-19.
- Avoid socializing in groups of more than 50 people.

