



Florida SEOC Situation Report COVID-19



Published: 12-10-2020 @ 17:30 EST

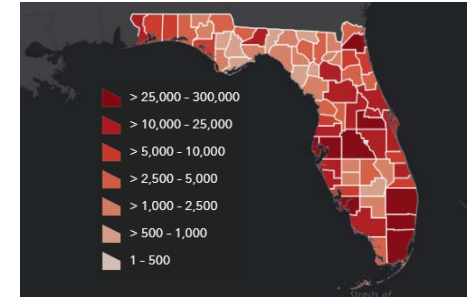
SEOC Level 1: Day 279

Summary of Cases

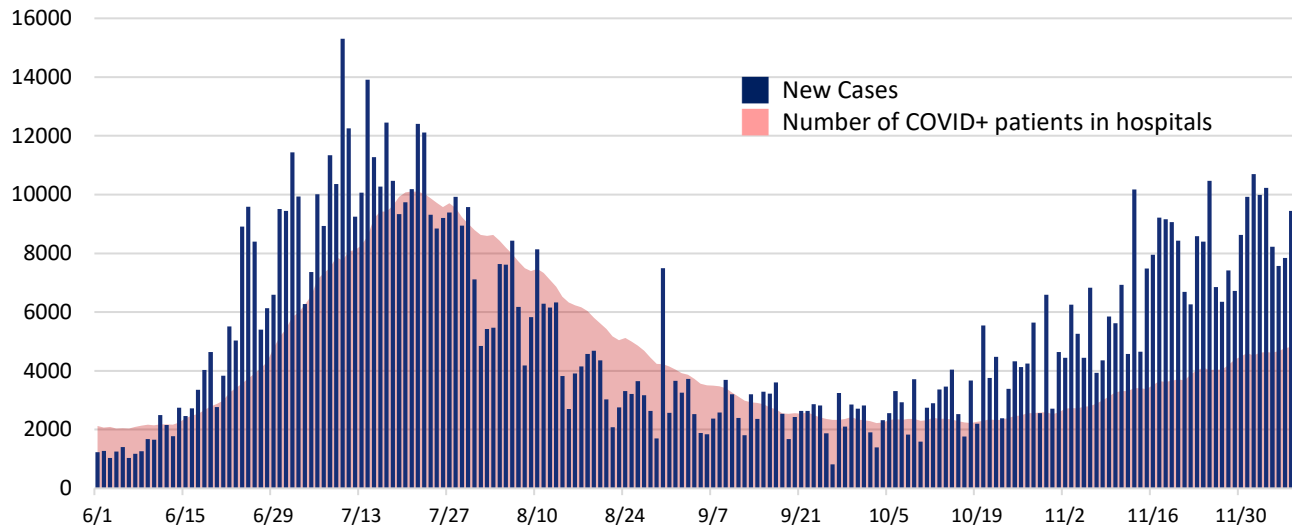
	Current	Change
Total Cases in Florida	1,094,697	+11,335
Florida Resident Cases	1,056,065	+20,482
Florida Fatalities	19,591	+129
Total Cases Hospitalized	57,210	+258

COVID-19 Situation

The positivity rate for Florida residents over the last 14 days has averaged **10.06%** among the **1,723,559** persons tested. The current median age among cases is 40 years. There are currently **4,837** COVID+ patients hospitalized, with **986** in ICU.



Trends in Cases



Counter Measure Distribution

	12/2 - 12/8	Total
Regeneron	1,220	2,828
Bamlanivimab	2,150	10,000
Remdesivir	-	9,371

Current SERT Priorities

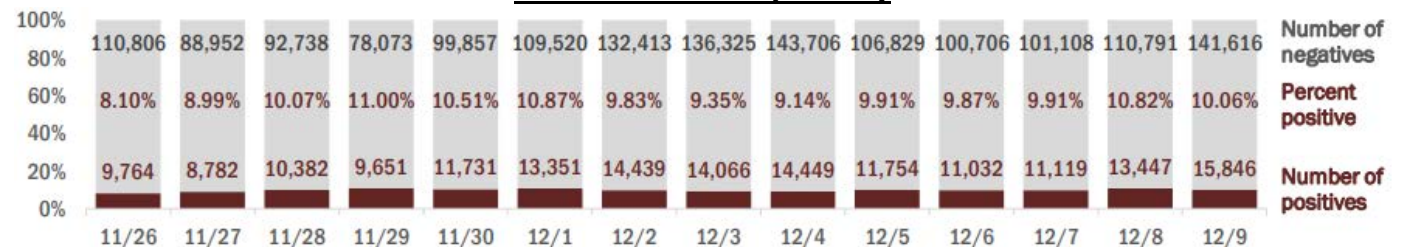
- Vaccine distribution planning in coordination with FDOH
- BinaxNOW Rapid Test distribution
- Public messaging surrounding vaccine distribution and availability
- Supporting Community Based Testing Sites (CBTS)

State CBTS Summary




































































41 State CBTS were open yesterday and tested **38,508** people.

There are currently 42 operational State CBTS. **3,110,582** people have been tested to date at State CBTS.

Lab Test Results per Day



County Cumulative Totals

County	New Daily Cases	Total Cases	Total Fatalities	County	New Daily Cases	Total Cases	Total Fatalities
Alachua	128 	13,782	106	Lake	156 	11,798	265
Baker	10 	2,145	34	Lee	300 	33,431	610
Bay	48 	9,392	180	Leon	164 	16,462	153
Bradford	20 	1,521	22	Levy	18 	1,542	16
Brevard	157 	17,233	465	Liberty	6 	638	14
Broward	1,103 	117,525	1,721	Madison	13 	1,378	28
Calhoun	16 	965	22	Manatee	158 	18,351	393
Charlotte	95 	5,840	207	Marion	184 	14,424	413
Citrus	51 	5,350	188	Martin	59 	6,710	185
Clay	61 	8,870	162	Monroe	60 	3,730	28
Collier	154 	19,496	303	Nassau	34 	3,582	61
Columbia	27 	5,031	103	Okaloosa	122 	10,326	176
Dade	2,252 	251,283	3,943	Okeechobee	10 	2,137	45
Desoto	13 	2,565	41	Orange	659 	61,697	677
Dixie	3 	993	11	Osceola	268 	20,818	266
Duval	480 	48,732	664	Palm Beach	638 	70,966	1,756
Escambia	221 	18,238	328	Pasco	271 	16,988	311
Flagler	22 	2,968	46	Pinellas	544 	36,426	942
Franklin	- 	842	4	Polk	422 	30,365	717
Gadsden	20 	3,463	58	Putnam	52 	3,094	62
Gilchrist	4 	840	20	Santa Rosa	179 	8,481	109
Glades	1 	712	11	Sarasota	161 	15,342	421
Gulf	10 	1,125	24	Seminole	161 	14,765	291
Hamilton	4 	1,042	12	St. Johns	90 	9,942	103
Hardee	12 	1,838	20	St. Lucie	117 	11,738	377
Hendry	28 	2,695	45	Sumter	47 	3,893	101
Hernando	89 	5,692	238	Suwannee	19 	3,478	87
Highlands	43 	4,178	180	Taylor	10 	1,723	22
Hillsborough	893 	63,339	977	Union	6 	1,285	61
Holmes	17 	1,293	17	Volusia	166 	18,042	388
Indian River	47 	5,417	143	Wakulla	10 	1,762	18
Jackson	30 	4,082	102	Walton	49 	4,054	39
Jefferson	2 	816	12	Washington	11 	1,620	27
Lafayette	9 	1,381	20	<i>Graphs Show New Cases Over Last 7 Days</i>			