



Florida SEOC Situation Report COVID-19



Published: 12-21-2020 @ 16:30 EST

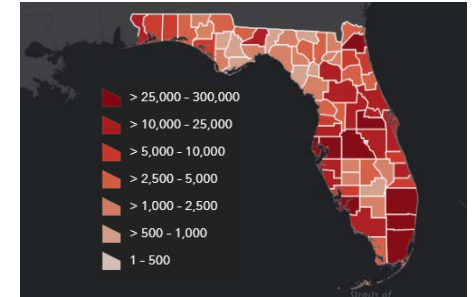
SEOC Level 1: Day 290

Summary of Cases

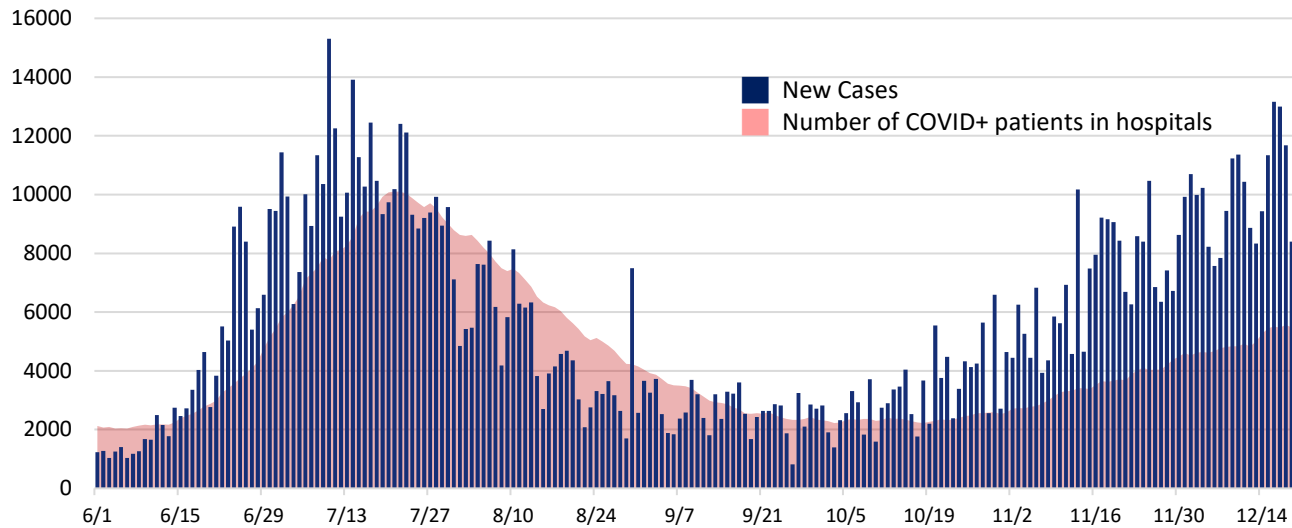
	Current	Change
Total Cases in Florida	1,212,581	+11,015
Florida Resident Cases	1,192,456	+10,907
Florida Fatalities	20,680	+112
Total Cases Hospitalized	60,152	+157

COVID-19 Situation

The positivity rate for Florida residents over the last 14 days has averaged **10.49%** among the **2,061,730** persons tested. The current median age among cases is 40 years. There are currently **5,603** COVID+ patients hospitalized, with **1,120** in ICU.



Trends in Cases



Counter Measure

Distribution

	12/16-12/22	Total
Regeneron	560	3,948
Bamlanivimab	2,370	14,510
Remdesivir	-	9,371

Vaccine Distribution

Pfizer: **204,750** doses delivered
 Moderna: **61,900** doses delivered

Vaccines Administered

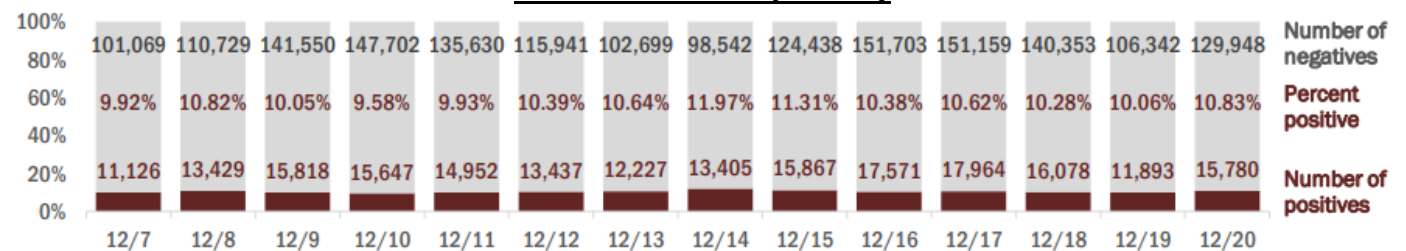
First Dose: **43,716**
 Series Complete: **0**

State CBTS Summary

25 State CBTS were open yesterday and tested **27,939** people.

There are currently 42 operational State CBTS. **3,532,237** people have been tested to date at State CBTS.

Lab Test Results per Day



County Summaries

County	New Cases	Total Cases	Total Fatalities	County	New Cases	Total Cases	Total Fatalities
Alachua	53	14,768	115	Lake	146	13,492	285
Baker	16	2,295	36	Lee	252	36,795	639
Bay	170	10,660	190	Leon	82	17,774	171
Bradford	5	1,729	22	Levy	5	1,677	18
Brevard	115	19,022	501	Liberty	4	676	14
Broward	850	127,240	1,776	Madison	2	1,465	32
Calhoun	2	1,062	26	Manatee	108	20,171	404
Charlotte	55	6,531	217	Marion	82	15,909	432
Citrus	40	5,985	220	Martin	39	7,265	191
Clay	63	9,874	171	Monroe	12	4,010	33
Collier	57	20,825	317	Nassau	47	4,077	64
Columbia	20	5,457	112	Okaloosa	76	11,456	211
Dade	1,930	274,117	4,066	Okeechobee	12	2,252	50
Desoto	8	2,725	51	Orange	490	68,858	715
Dixie	3	1,038	11	Osceola	150	23,024	271
Duval	453	54,359	696	Palm Beach	439	76,602	1,819
Escambia	121	20,162	343	Pasco	200	19,496	339
Flagler	26	3,273	46	Pinellas	255	40,560	997
Franklin	1	858	4	Polk	241	33,384	747
Gadsden	17	3,656	59	Putnam	43	3,536	64
Gilchrist	3	914	20	Santa Rosa	93	9,697	117
Glades	-	739	11	Sarasota	122	16,817	467
Gulf	6	1,206	26	Seminole	117	16,358	302
Hamilton	5	1,126	12	St. Johns	123	11,300	108
Hardee	6	1,967	20	St. Lucie	113	12,894	381
Hendry	25	3,010	46	Sumter	21	4,379	115
Hernando	33	6,512	254	Suwannee	12	3,680	93
Highlands	16	4,569	191	Taylor	3	1,822	25
Hillsborough	490	70,027	1,026	Union	5	1,365	65
Holmes	9	1,447	20	Volusia	160	19,961	404
Indian River	51	5,939	152	Wakulla	7	1,911	21
Jackson	14	4,355	110	Walton	19	4,438	42
Jefferson	10	885	14	Washington	4	1,778	31
Lafayette	1	1,403	20				