



Florida SEOC Situation Report COVID-19



Published: 12-22-2020 @ 16:00 EST

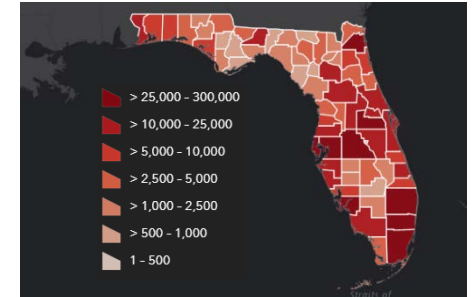
SEOC Level 1: Day 291

Summary of Cases

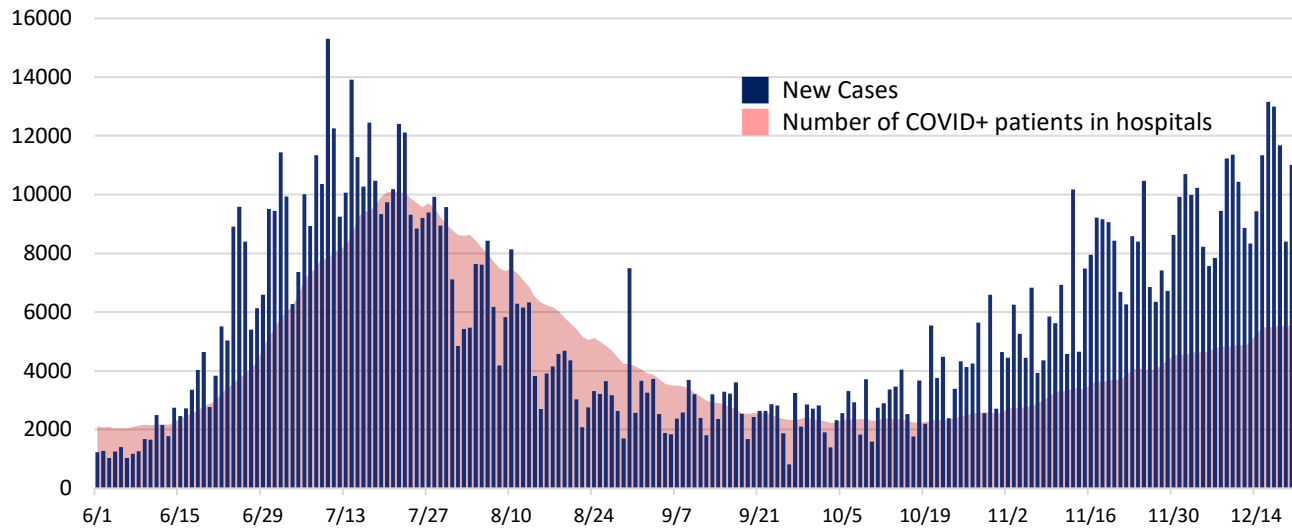
	Current	Change
Total Cases in Florida	1,223,015	+10,434
Florida Resident Cases	1,202,660	+10,204
Florida Fatalities	20,754	+74
Total Cases Hospitalized	60,471	+319

COVID-19 Situation

The positivity rate for Florida residents over the last 14 days has averaged **10.55%** among the **2,083,214** persons tested. The current median age among cases is 40 years. There are currently **5,884** COVID+ patients hospitalized, with **1,149** in ICU.



Trends in Cases



Counter Measure Distribution

	12/16-12/22	Total
Regeneron	560	3,948
Bamlanivimab	2,370	14,510
Remdesivir	-	9,371

Vaccine Distribution

Pfizer: **249,600** doses delivered
 Moderna: **180,200** doses delivered

Vaccines Administered

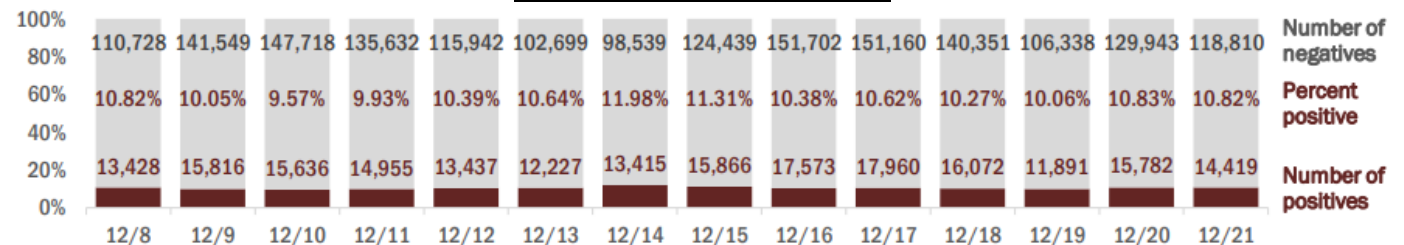
First Dose: **49,932**
 Series Complete: **0**

State CBTS Summary

33 State CBTS were open yesterday and tested **42,107** people.

There are currently 42 operational State CBTS. **3,574,344** people have been tested to date at State CBTS.

Lab Test Results per Day



County Summaries

County	New Cases	Total Cases	Total Fatalities	County	New Cases	Total Cases	Total Fatalities
Alachua	83	14,981	116	Lake	162	13,863	286
Baker	17	2,329	36	Lee	319	37,507	643
Bay	84	10,806	193	Leon	187	17,998	172
Bradford	91	1,965	22	Levy	11	1,701	19
Brevard	177	19,344	501	Liberty	8	684	14
Broward	800	128,963	1,792	Madison	2	1,471	32
Calhoun	16	1,081	26	Manatee	246	20,623	405
Charlotte	58	6,665	217	Marion	206	16,297	437
Citrus	61	6,111	226	Martin	59	7,370	191
Clay	133	10,146	174	Monroe	12	4,052	33
Collier	84	21,050	321	Nassau	55	4,194	65
Columbia	52	5,547	111	Okaloosa	182	11,752	215
Dade	2,273	278,739	4,095	Okeechobee	23	2,285	50
Desoto	21	2,758	51	Orange	635	70,103	717
Dixie	4	1,059	11	Osceola	163	23,417	272
Duval	577	55,553	706	Palm Beach	486	77,743	1,835
Escambia	154	20,438	351	Pasco	177	19,969	345
Flagler	33	3,346	48	Pinellas	304	41,280	1,000
Franklin	2	860	4	Polk	290	34,032	759
Gadsden	37	3,697	59	Putnam	31	3,594	66
Gilchrist	7	942	20	Santa Rosa	121	9,911	120
Glades	3	742	11	Sarasota	123	17,110	468
Gulf	8	1,222	26	Seminole	143	16,627	303
Hamilton	13	1,141	12	St. Johns	164	11,659	109
Hardee	9	1,981	20	St. Lucie	132	13,179	387
Hendry	27	3,068	48	Sumter	112	4,534	116
Hernando	74	6,693	259	Suwannee	32	3,729	93
Highlands	51	4,643	197	Taylor	16	1,844	25
Hillsborough	521	71,388	1,038	Union	6	1,373	65
Holmes	15	1,502	21	Volusia	232	20,392	408
Indian River	74	6,073	154	Wakulla	15	1,936	21
Jackson	17	4,383	110	Walton	25	4,485	42
Jefferson	7	897	15	Washington	8	1,806	30
Lafayette	1	1,407	20				