



Florida SEOC Situation Report COVID-19



Published: 1-4-2021 @ 16:45 EST

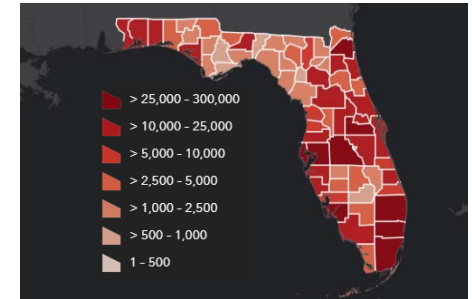
SEOC Level 1: Day 304

Summary of Cases

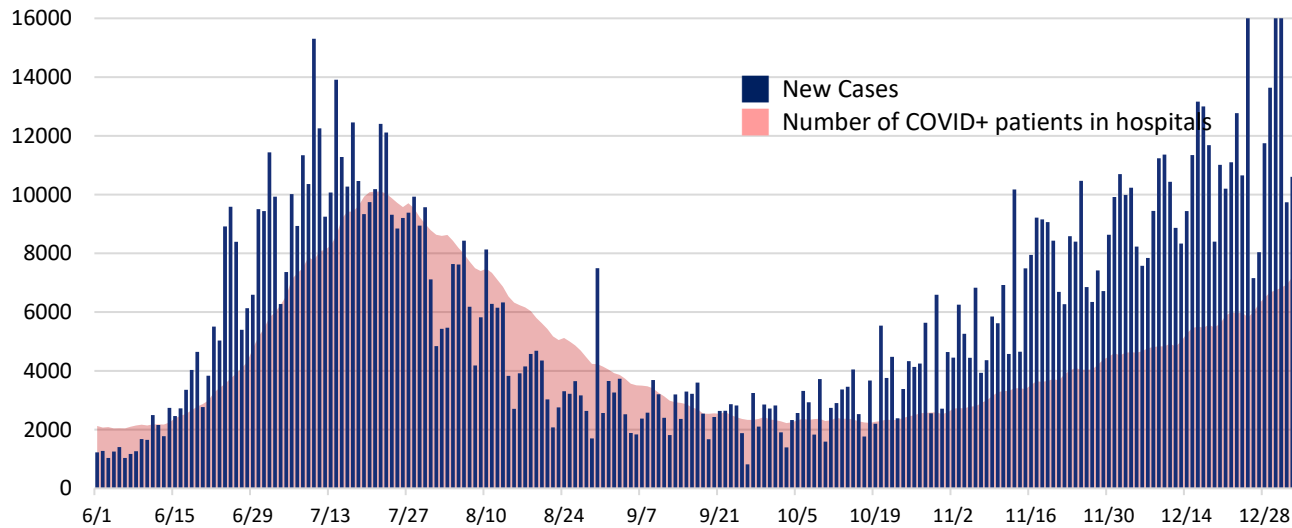
	Current	Change
Total Cases in Florida	1,376,692	+11,256
Florida Resident Cases	1,352,222	+10,935
Florida Fatalities	22,090	+103
Total Cases Hospitalized	63,505	+173

COVID-19 Situation

The positivity rate for Florida residents over the last 14 days has averaged **12.88%** among the **1,816,356** persons tested. The current median age among cases is 40 years. There are currently **7,481** COVID+ patients hospitalized, with **1,400** in ICU.



Trends in Cases



Counter Measure Distribution

	12/22-1/5	Total
Regeneron	1,210	5,158
Bamlanivimab	5,040	19,550
Remdesivir	-	9,371

Vaccine Distribution

Pfizer: **473,850** doses delivered
 Moderna: **504,300** doses delivered

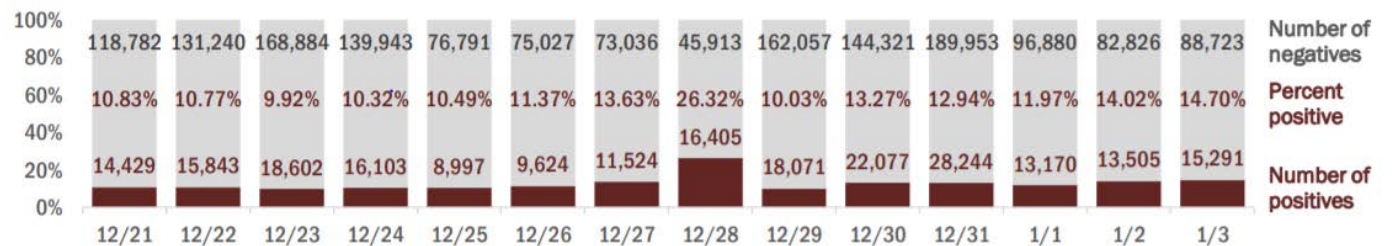
Vaccines Administered

First Dose: **260,655**
 Series Complete: **0**

SEOC Priorities

- Planning to convert CBTS into Vaccination Clinics
- Planning to activate nursing contracts to supplement vaccination administration

Lab Test Results per Day



County Summaries

County	New Cases	Total Cases	Total Fatalities	County	New Cases	Total Cases	Total Fatalities
Alachua	103	16,437	136	Lake	227	16,483	318
Baker	9	2,552	36	Lee	436	42,368	680
Bay	96	12,360	213	Leon	73	20,168	176
Bradford	12	2,247	23	Levy	26	1,963	20
Brevard	371	22,037	525	Liberty	3	767	14
Broward	1,003	141,993	1,882	Madison	4	1,577	33
Calhoun	9	1,287	29	Manatee	121	23,044	436
Charlotte	76	7,807	241	Marion	139	18,741	485
Citrus	54	6,955	283	Martin	61	8,109	210
Clay	88	11,886	188	Monroe	18	4,372	35
Collier	130	23,197	341	Nassau	77	5,124	66
Columbia	19	6,186	119	Okaloosa	57	13,268	232
Dade	2,601	308,259	4,256	Okeechobee	14	2,513	54
Desoto	4	2,949	58	Orange	870	80,053	751
Dixie	4	1,158	11	Osceola	320	26,550	291
Duval	477	64,225	753	Palm Beach	798	86,275	1,921
Escambia	159	23,378	384	Pasco	206	23,082	394
Flagler	29	3,959	48	Pinellas	339	47,207	1,079
Franklin	2	950	4	Polk	417	39,268	791
Gadsden	17	4,122	60	Putnam	12	4,161	80
Gilchrist	2	1,046	25	Santa Rosa	105	11,772	130
Glades	3	786	11	Sarasota	128	19,409	512
Gulf	4	1,363	28	Seminole	155	18,886	316
Hamilton	6	1,305	15	St. Johns	101	13,858	117
Hardee	1	2,155	20	St. Lucie	118	15,036	409
Hendry	43	3,434	49	Sumter	55	5,403	122
Hernando	64	7,745	281	Suwannee	18	4,179	97
Highlands	19	5,154	206	Taylor	14	2,032	27
Hillsborough	555	80,586	1,092	Union	1	1,481	65
Holmes	11	1,746	29	Volusia	152	23,229	457
Indian River	97	7,357	162	Wakulla	11	2,205	25
Jackson	19	4,772	120	Walton	28	5,113	50
Jefferson	4	1,040	17	Washington	18	2,048	30
Lafayette	1	1,437	22				