



Florida SEOC Situation Report COVID-19



Published on January 28th, 2021 @ 17:00

SEOC Level 1: Day 328

Summary of Florida Cases

	Current	Change
Total Cases	1,687,594	+11,423
Resident Cases	1,656,697	+11,190
Fatalities	26,035	+202
Cases Hospitalized	71,535	+380

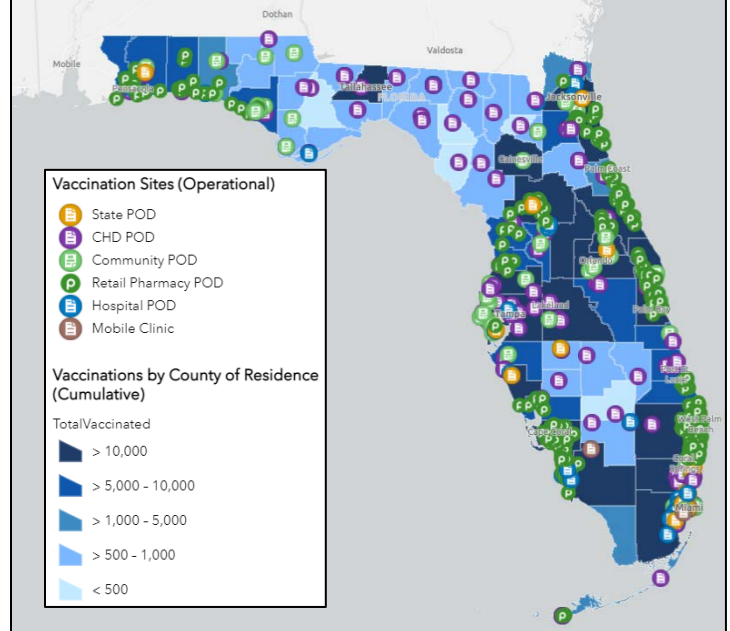
Vaccine Distribution

Vaccine	Amount Delivered
Pfizer	1,215,825
Moderna	1,133,500

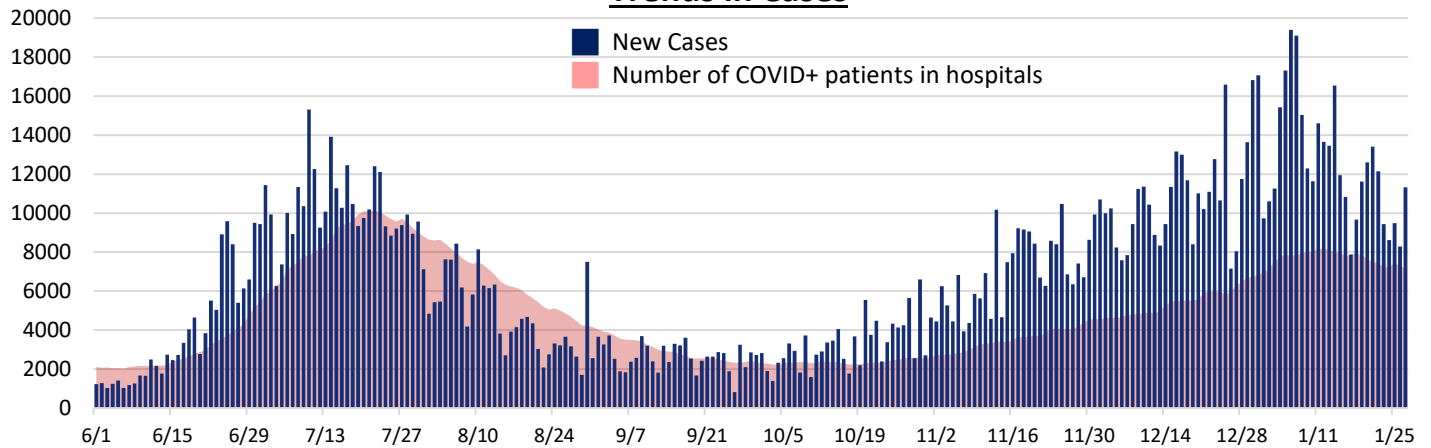
Vaccines Administered

First Dose	1,319,822
Series Complete	247,330

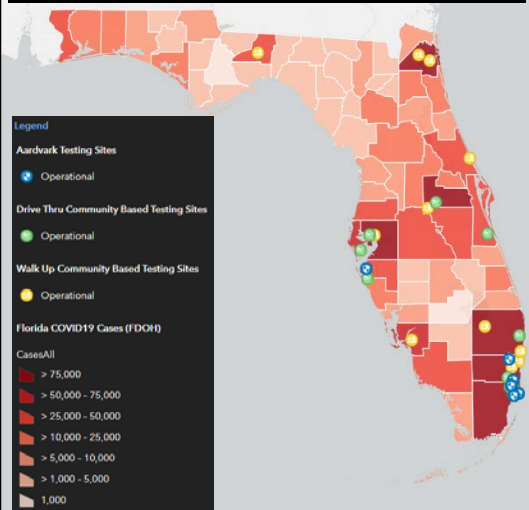
Vaccine Heat Map and Vaccination Sites



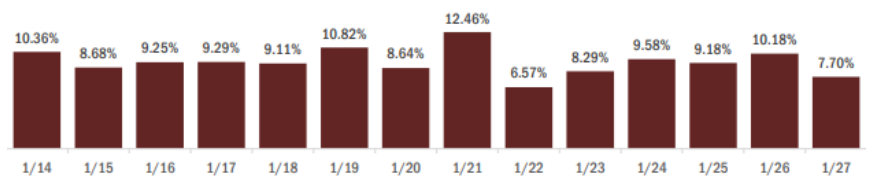
Trends in Cases



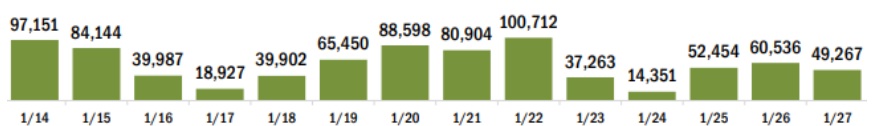
Cases Heat Map and Testing Sites



Positivity Rate per Day



Vaccinations per Day



County	COVID-19 Cases			COVID-19 Vaccinations		
	New Cases	Total Cases	Total Fatalities	New Vaccinations	Series Complete	Total People Vaccinated
Alachua	154	20,227	165	1,197	9,586	29,742
Baker	25	2,994	48	27	183	1,507
Bay	346	16,167	281	223	508	12,666
Bradford	6	2,617	38	30	164	1,413
Brevard	216	28,604	627	1,368	7,246	41,777
Broward	1,042	169,691	2,069	3,138	24,206	136,216
Calhoun	10	1,516	36	10	114	1,314
Charlotte	55	9,550	291	569	1,841	13,097
Citrus	59	8,491	341	309	1,274	12,904
Clay	91	15,056	243	456	2,450	12,462
Collier	194	27,416	402	716	3,928	33,125
Columbia	38	7,162	138	67	263	4,104
Dade	1,995	366,127	4,797	6,802	37,052	167,673
Desoto	16	3,339	66	59	167	2,303
Dixie	7	1,381	13	44	34	808
Duval	399	79,790	894	2,110	13,063	76,382
Escambia	267	30,195	513	203	2,571	24,471
Flagler	33	5,145	69	155	926	8,970
Franklin	4	1,202	10	5	29	1,202
Gadsden	24	5,032	68	61	154	4,086
Gilchrist	4	1,203	28	64	156	1,270
Glades	1	861	13	64	11	587
Gulf	13	1,663	32	8	26	1,488
Hamilton	5	1,485	15	96	17	1,138
Hardee	27	2,546	23	67	51	1,302
Hendry	14	4,004	55	50	68	1,879
Hernando	95	9,760	336	556	1,443	13,198
Highlands	81	6,354	258	82	660	5,516
Hillsborough	665	98,900	1,285	1,857	15,058	71,670
Holmes	7	2,047	34	109	451	1,510
Indian River	68	9,586	224	323	1,249	15,148
Jackson	24	5,598	133	167	530	4,586
Jefferson	18	1,273	21	35	113	1,578
Lafayette	1	1,519	23	2	44	644
Lake	206	21,343	388	2,172	5,293	34,618
Lee	351	51,814	781	1,255	7,060	54,701
Leon	220	25,987	224	733	2,732	26,892
Levy	29	2,512	23	100	236	2,256
Liberty	8	982	14	43	20	712
Madison	9	1,807	37	167	79	2,006
Manatee	200	27,924	495	1,496	5,064	24,080
Marion	181	24,012	574	1,127	3,153	28,227
Martin	55	9,493	236	403	1,960	16,578
Monroe	43	5,262	40	135	461	6,287
Nassau	40	6,825	84	230	845	8,298
Okaloosa	171	16,402	283	473	1,124	14,580
Okeechobee	18	3,197	58	273	355	2,630
Orange	691	101,246	937	3,733	17,981	80,994
Osceola	222	32,977	358	798	3,141	16,412
Palm Beach	814	104,693	2,152	2,638	14,720	147,723
Pasco	228	29,020	519	1,101	5,219	27,311
Pinellas	348	58,125	1,276	2,982	13,441	69,725
Polk	367	49,348	960	1,058	3,750	31,107
Putnam	15	5,373	98	113	247	4,110
Santa Rosa	162	15,178	209	278	1,256	15,342
Sarasota	87	24,119	615	1,307	6,440	37,601
Seminole	202	23,746	369	1,265	5,792	33,841
St. Johns	135	17,918	160	564	4,391	29,698
St. Lucie	141	19,158	481	402	2,197	21,674
Sumter	63	6,933	186	667	605	16,057
Suwannee	20	4,804	115	147	329	3,343
Taylor	16	2,452	34	109	66	1,520
Union	6	1,648	70	4	41	819
Volusia	189	29,929	534	1,447	7,618	39,689
Wakulla	19	2,911	38	24	132	2,676
Walton	33	6,200	66	185	163	5,771
Washington	33	2,428	32	399	344	1,850