



Florida SEOC Situation Report COVID-19



Published on February 15th, 2021 @ 15:30

SEOC Level 1: Day 346

Summary of Florida Cases

	Current	Change
Total Cases	1,830,988	+3,615
Resident Cases	1,797,728	+3,573
Fatalities	28,934	+155
Cases Hospitalized	76,219	+110

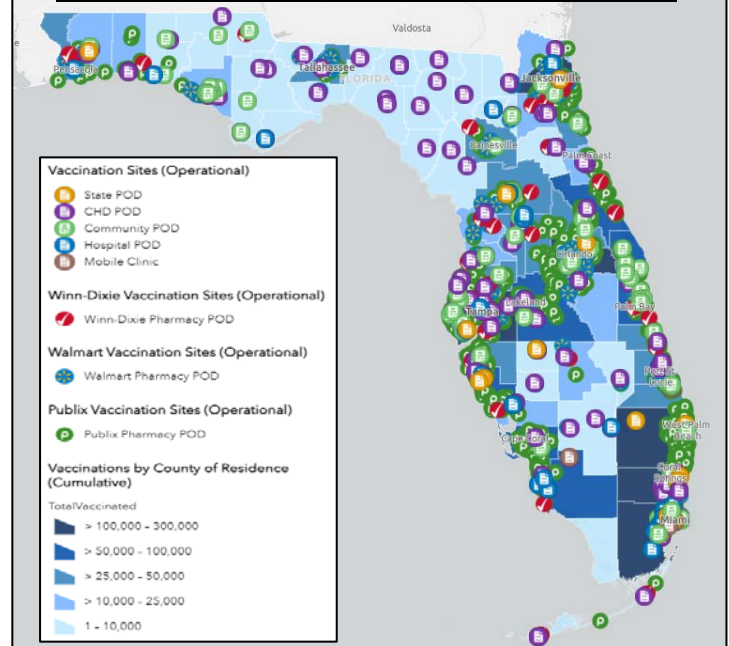
Vaccine Distribution

Vaccine	Amount Delivered
Pfizer	1,795,950
Moderna	1,785,900

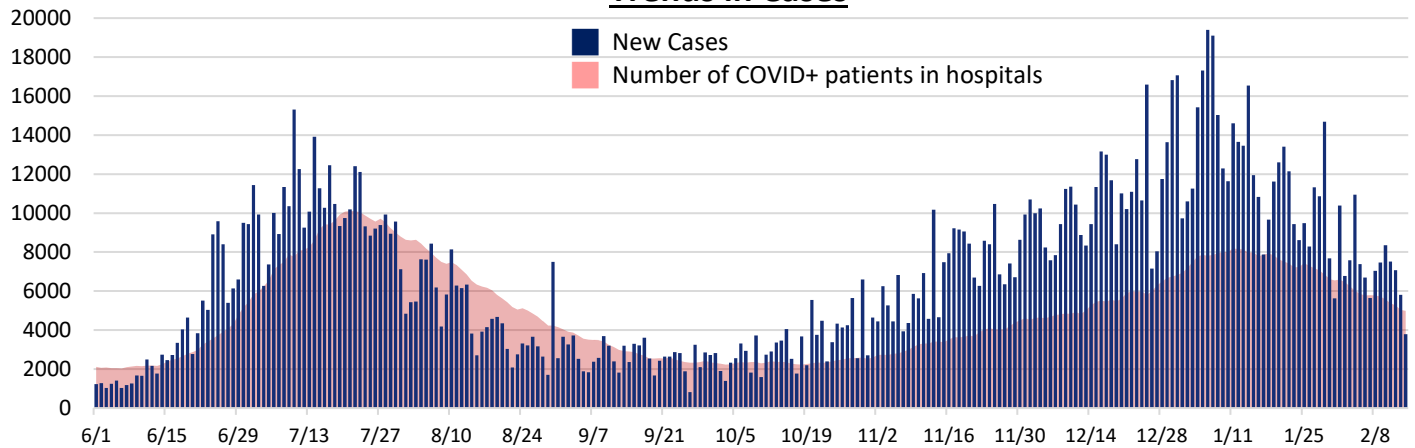
Vaccines Administered

First Dose	1,284,052
Series Complete	1,103,298

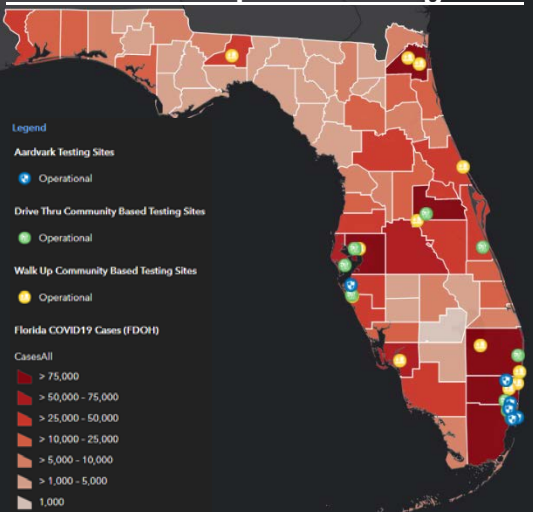
Vaccine Heat Map and Vaccination Sites



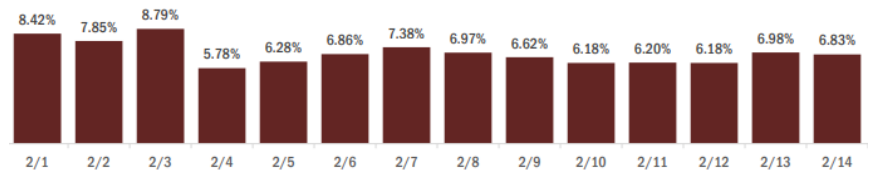
Trends in Cases



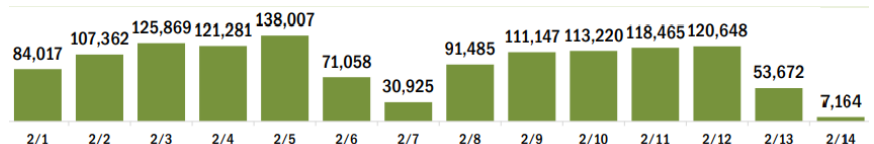
Cases Heat Map and Testing Sites



Positivity Rate per Day



Vaccinations per Day



County	COVID-19 Cases			COVID-19 Vaccinations		
	New Cases	Total Cases	Total Fatalities	New Vaccinations	Series Complete	Total People Vaccinated
Alachua	36	21,830	199	317	23,868	41,997
Baker	4	3,229	54	6	1,023	2,238
Bay	53	17,949	318	49	6,595	19,138
Bradford	2	2,781	49	35	1,051	2,302
Brevard	68	32,083	704	35	24,535	70,080
Broward	543	185,310	2,266	469	109,646	203,539
Calhoun	1	1,584	37	-	1,008	1,731
Charlotte	41	10,322	333	24	7,998	24,499
Citrus	17	9,347	363	17	8,598	19,910
Clay	38	16,267	283	47	9,484	20,228
Collier	57	29,195	431	96	17,585	63,495
Columbia	9	7,501	149	12	3,059	5,982
Dade	650	394,492	5,185	3,461	130,847	235,188
Desoto	14	3,563	71	2	1,511	3,129
Dixie	-	1,435	17	-	733	1,607
Duval	122	86,283	1,044	692	57,698	101,611
Escambia	39	32,788	594	53	14,286	35,947
Flagler	10	5,646	85	1	4,837	16,872
Franklin	1	1,268	12	1	814	1,916
Gadsden	2	5,325	78	5	2,667	6,058
Gilchrist	-	1,298	30	1	873	1,649
Glades	1	883	15	45	436	950
Gulf	2	1,811	35	-	910	2,194
Hamilton	1	1,547	21	1	841	1,348
Hardee	8	2,720	25	1	924	1,591
Hendry	17	4,208	66	24	1,279	2,560
Hernando	26	10,703	368	19	8,997	19,347
Highlands	25	6,942	291	14	2,987	10,666
Hillsborough	244	106,661	1,402	64	56,768	112,848
Holmes	-	2,146	42	-	918	1,965
Indian River	18	10,508	252	8	9,437	27,571
Jackson	1	5,814	140	-	3,551	6,153
Jefferson	-	1,373	22	1	1,088	2,134
Lafayette	7	1,562	24	-	391	981
Lake	59	23,498	527	30	26,807	49,808
Lee	128	55,652	855	115	35,701	95,657
Leon	6	28,076	266	51	19,720	36,899
Levy	6	2,756	29	4	1,450	4,066
Liberty	-	1,026	14	-	539	864
Madison	1	1,923	39	-	1,433	2,414
Manatee	52	30,384	547	33	17,659	40,827
Marion	61	26,391	677	40	19,709	42,116
Martin	13	10,110	269	22	9,912	28,730
Monroe	13	5,593	42	25	4,928	9,514
Nassau	19	7,460	106	13	6,337	13,621
Okaloosa	64	17,983	311	5	9,213	19,542
Okeechobee	15	3,449	69	26	1,743	3,901
Orange	202	109,650	1,030	134	59,159	105,201
Osceola	36	35,429	402	32	12,180	24,661
Palm Beach	334	114,800	2,349	297	100,740	227,417
Pasco	111	31,744	602	11	19,424	48,538
Pinellas	158	63,326	1,372	33	51,099	106,819
Polk	139	54,573	1,057	334	19,013	53,638
Putnam	7	5,721	117	6	2,137	5,772
Santa Rosa	19	16,516	243	178	9,163	21,534
Sarasota	30	26,011	676	19	26,968	64,031
Seminole	56	25,879	404	19	28,745	45,899
St. Johns	42	19,568	182	39	19,973	46,658
St. Lucie	62	21,023	522	31	15,840	36,034
Sumter	12	7,608	219	26	7,159	28,223
Suwannee	2	4,993	119	1	2,138	4,688
Taylor	-	2,583	39	-	1,017	2,597
Union	1	1,712	70	1	648	1,129
Volusia	69	33,308	609	13	25,178	64,071
Wakulla	1	3,100	51	7	1,865	4,283
Walton	3	6,799	76	3	3,533	9,331
Washington	8	2,580	39	-	1,138	2,284