



Florida SEOC Situation Report COVID-19



Published on February 18th, 2021 @ 15:00

SEOC Level 1: Day 349

Summary of Florida Cases

	Current	Change
Total Cases	1,849,744	+5,117
Resident Cases	1,816,108	+5,030
Fatalities	29,474	+163
Cases Hospitalized	77,124	+299

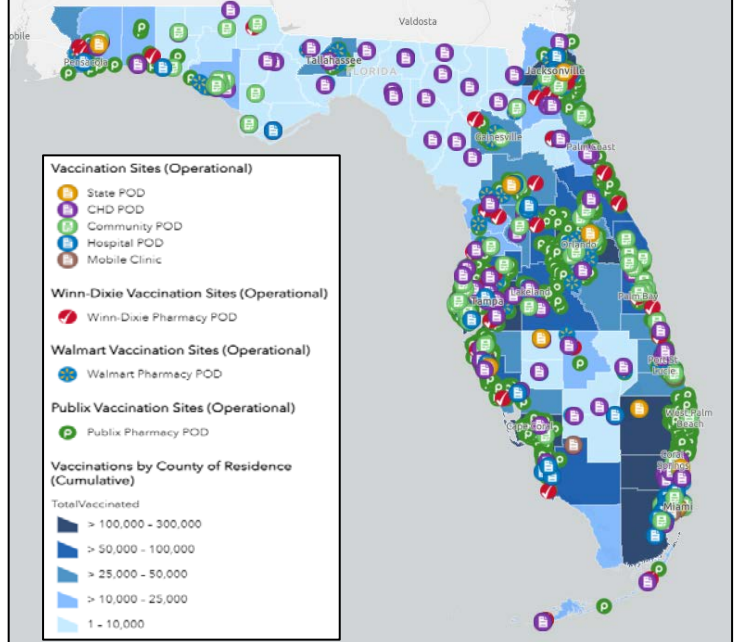
Vaccine Distribution

Vaccine	Amount Delivered
Pfizer	1,932,450
Moderna	1,791,400

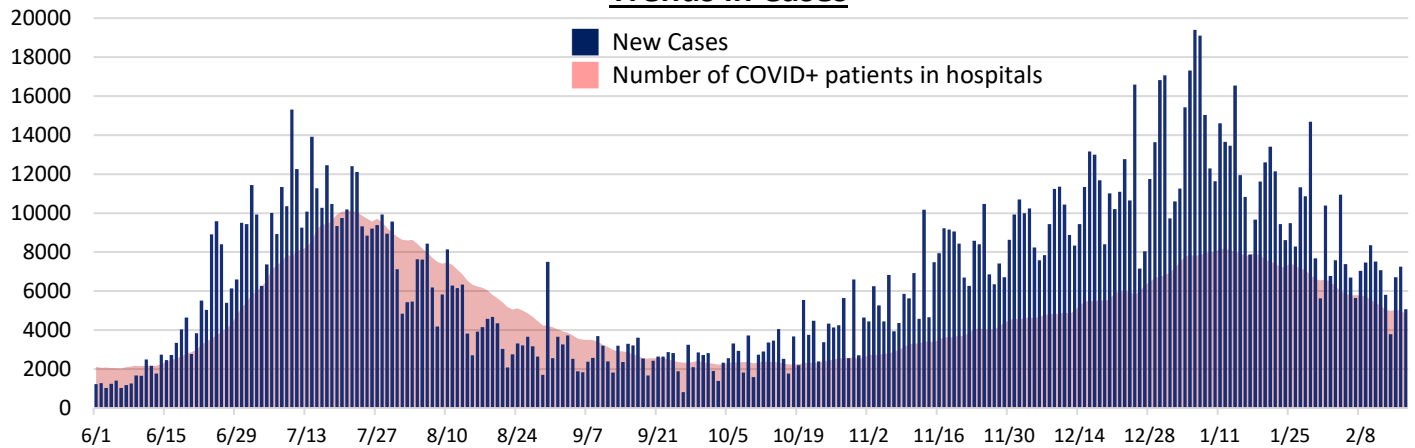
Vaccines Administered

First Dose	1,319,799
Series Complete	1,232,083

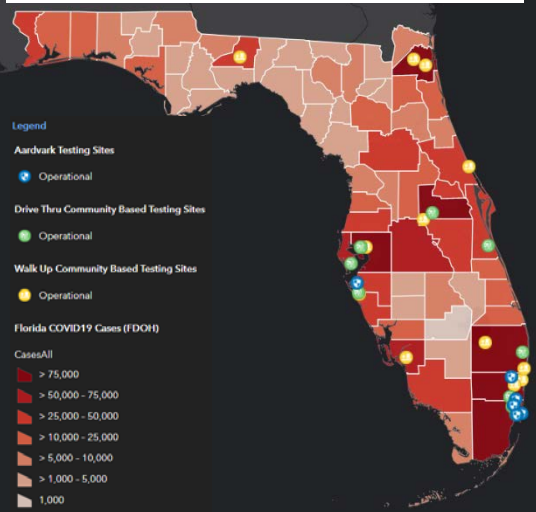
Vaccine Heat Map and Vaccination Sites



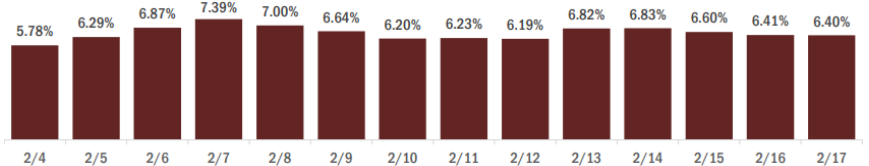
Trends in Cases



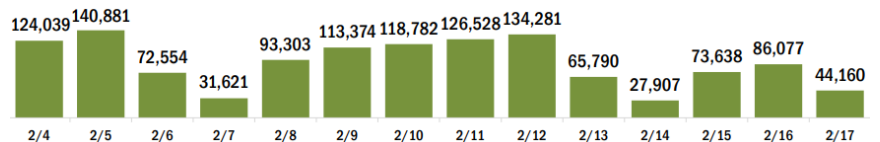
Cases Heat Map and Testing Sites



Positivity Rate per Day



Vaccinations per Day



County	COVID-19 Cases			COVID-19 Vaccinations		
	New Cases	Total Cases	Total Fatalities	New Vaccinations	Series Complete	Total People Vaccinated
Alachua	43	22,004	203	772	26,133	43,972
Baker	8	3,247	54	60	1,177	2,340
Bay	54	18,108	322	465	7,945	19,987
Bradford	6	2,797	49	52	1,081	2,440
Brevard	110	32,555	714	682	27,509	75,103
Broward	582	187,432	2,297	4,417	124,260	216,936
Calhoun	1	1,593	39	132	1,138	1,791
Charlotte	23	10,415	338	577	8,686	26,642
Citrus	46	9,479	376	143	9,597	21,407
Clay	39	16,417	295	597	12,425	23,805
Collier	100	29,460	438	633	20,904	67,910
Columbia	10	7,556	149	51	3,697	6,133
Dade	839	398,043	5,242	3,996	139,647	250,568
Desoto	11	3,624	71	74	1,574	3,268
Dixie	3	1,451	17	16	807	1,655
Duval	157	87,029	1,063	1,849	63,762	106,047
Escambia	48	33,007	604	644	15,932	37,272
Flagler	24	5,714	86	63	5,814	18,044
Franklin	1	1,273	12	63	953	1,951
Gadsden	13	5,355	80	260	3,088	6,263
Gilchrist	3	1,381	31	88	992	1,744
Glades	2	890	15	8	460	1,005
Gulf	3	1,832	35	241	1,043	2,451
Hamilton	-	1,550	21	137	949	1,400
Hardee	10	2,744	26	132	1,094	1,716
Hendry	12	4,239	65	94	1,441	2,620
Hernando	47	10,855	385	711	9,774	21,339
Highlands	35	7,032	292	84	3,220	10,985
Hillsborough	292	107,806	1,438	1,539	60,587	120,647
Holmes	3	2,159	42	7	932	1,979
Indian River	38	10,656	253	290	11,092	30,253
Jackson	10	5,844	140	20	3,606	6,176
Jefferson	-	1,380	22	161	1,297	2,235
Lafayette	1	1,568	24	156	572	1,094
Lake	86	23,728	531	499	30,030	57,878
Lee	140	56,126	859	585	37,770	100,704
Leon	99	28,397	269	678	22,591	38,500
Levy	11	2,787	30	60	1,594	4,179
Liberty	2	1,032	14	90	600	908
Madison	6	1,944	39	50	1,518	2,472
Manatee	29	30,763	568	373	20,141	43,417
Marion	130	26,748	719	1,443	23,456	44,927
Martin	31	10,217	272	367	11,804	30,603
Monroe	9	5,633	44	166	5,226	10,379
Nassau	27	7,534	107	331	7,600	14,471
Okaloosa	91	18,155	312	553	10,845	20,908
Okeechobee	16	3,473	69	60	1,915	4,023
Orange	282	110,824	1,060	1,788	63,839	110,838
Osceola	65	35,753	416	765	14,982	27,734
Palm Beach	409	116,209	2,383	3,188	111,406	237,202
Pasco	111	32,152	623	1,288	21,689	55,571
Pinellas	233	64,099	1,397	4,412	59,052	117,738
Polk	207	55,269	1,094	1,026	22,379	58,711
Putnam	6	5,749	119	87	2,693	6,548
Santa Rosa	36	16,650	247	552	10,114	23,033
Sarasota	39	26,229	701	1,914	29,598	69,272
Seminole	141	26,297	405	896	31,300	48,584
St. Johns	44	19,705	182	734	23,853	49,488
St. Lucie	89	21,323	523	443	18,487	38,673
Sumter	18	7,688	224	537	8,339	32,754
Suwannee	9	5,067	125	269	2,432	4,849
Taylor	3	2,600	40	11	1,075	2,643
Union	2	1,721	70	9	664	1,178
Volusia	96	33,395	624	347	27,749	67,726
Wakulla	8	3,127	51	40	2,040	4,372
Walton	21	6,863	79	315	4,005	9,709
Washington	3	2,589	40	5	1,157	2,292