



Florida SEOC Situation Report COVID-19



Published on February 23rd, 2021 @ 16:15

SEOC Level 1: Day 354

Summary of Florida Cases

	Current	Change
Total Cases	1,878,533	+5,610
Resident Cases	1,844,228	+5,483
Fatalities	30,213	+148
Cases Hospitalized	78,212	+308

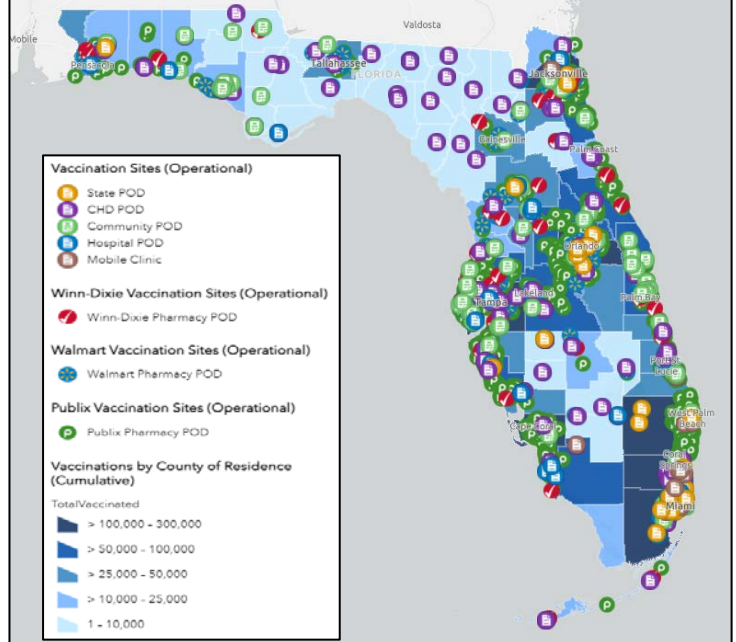
Vaccine Distribution

Vaccine	Amount Delivered
Pfizer	1,961,700
Moderna	2,072,600

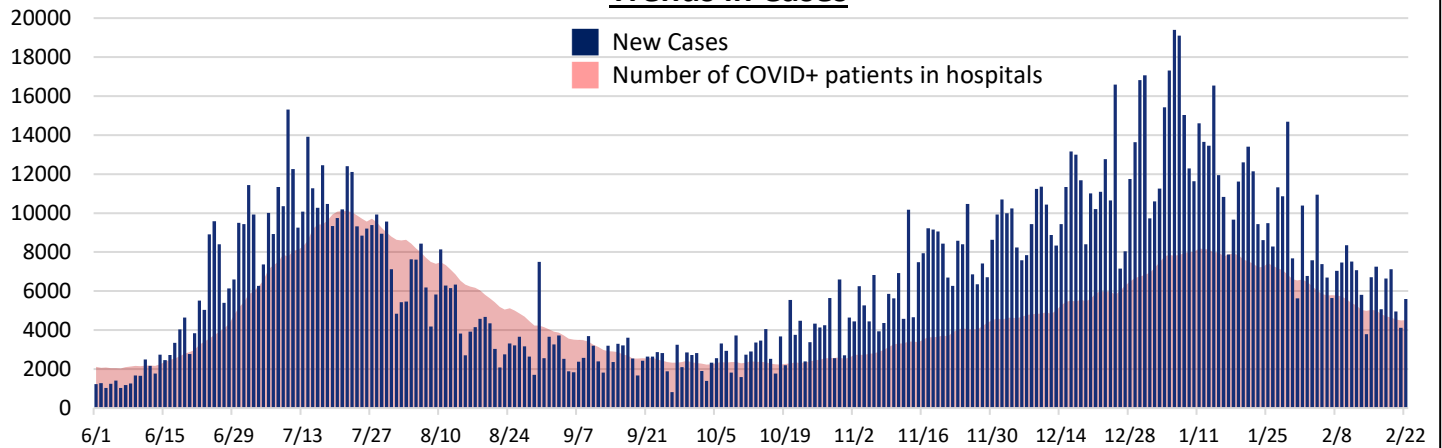
Vaccines Administered

First Dose	2,119,650
Series Complete	1,440,393

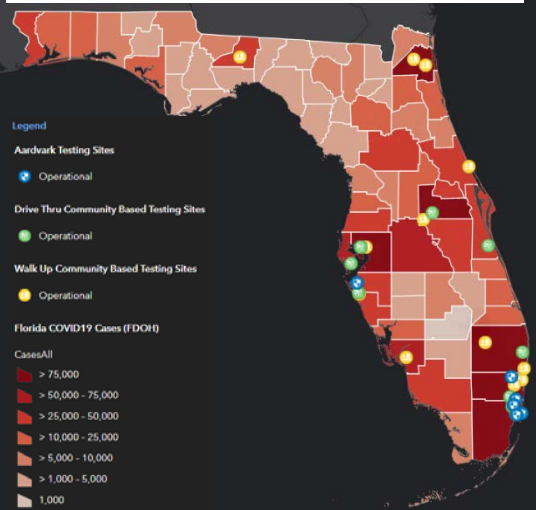
Vaccine Heat Map and Vaccination Sites



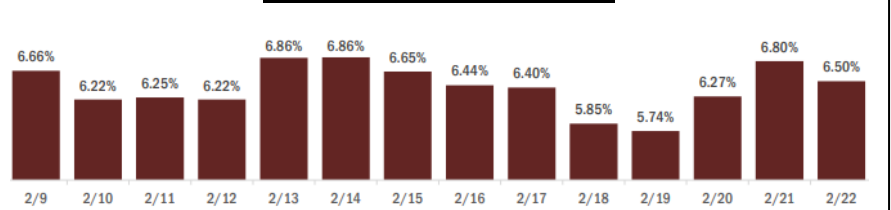
Trends in Cases



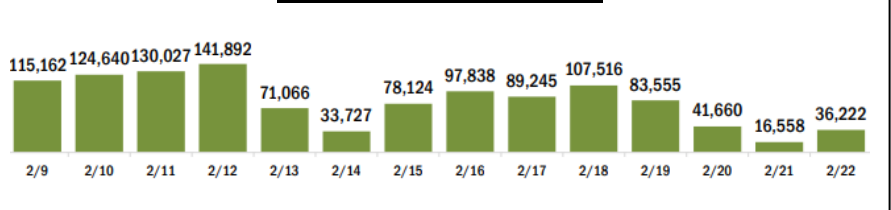
Cases Heat Map and Testing Sites



Positivity Rate per Day



Vaccinations per Day



County	COVID-19 Cases			COVID-19 Vaccinations		
	New Cases	Total Cases	Total Fatalities	New Vaccinations	Series Complete	Total People Vaccinated
Alachua	41	22,197	222	753	30,281	45,689
Baker	3	3,280	56	13	1,401	2,478
Bay	62	18,354	339	402	9,840	21,201
Bradford	8	2,822	52	13	1,343	2,560
Brevard	135	33,238	731	216	33,605	78,953
Broward	715	191,065	2,352	4,127	136,636	233,711
Calhoun	1	1,603	39	3	1,215	1,970
Charlotte	30	10,567	355	457	11,141	28,160
Citrus	20	9,606	386	216	11,255	23,426
Clay	25	16,571	299	743	14,337	25,535
Collier	106	29,865	448	263	29,350	72,739
Columbia	17	7,612	155	69	3,868	6,683
Dade	1,261	404,499	5,338	3,741	161,414	277,455
Desoto	20	3,706	72	20	1,754	3,417
Dixie	-	1,463	19	6	697	1,461
Duval	143	87,885	1,120	1,403	70,770	114,118
Escambia	57	33,304	620	58	19,108	38,646
Flagler	16	5,813	87	90	7,284	19,759
Franklin	-	1,273	13	4	1,125	2,022
Gadsden	10	5,392	83	121	3,901	6,635
Gilchrist	-	1,389	31	18	1,147	1,781
Glades	1	896	15	-	476	1,009
Gulf	7	1,848	37	2	1,240	2,475
Hamilton	-	1,554	21	1	959	1,416
Hardee	8	2,766	29	1	1,157	1,818
Hendry	1	4,256	70	3	1,658	2,679
Hernando	49	11,082	394	51	11,230	21,999
Highlands	19	7,131	296	60	3,756	11,560
Hillsborough	357	109,527	1,465	1,147	69,609	133,654
Holmes	-	2,162	43	11	1,111	2,073
Indian River	45	10,857	259	494	14,330	34,994
Jackson	4	5,874	147	16	4,018	6,487
Jefferson	1	1,394	24	18	1,409	2,316
Lafayette	3	1,582	24	2	699	1,259
Lake	81	24,110	541	1,196	33,793	62,327
Lee	143	56,937	870	444	47,932	105,353
Leon	107	28,796	273	611	25,602	42,503
Levy	4	2,832	34	27	2,068	4,504
Liberty	-	1,036	15	-	620	921
Madison	1	1,969	40	-	1,752	2,576
Manatee	131	31,314	575	1,070	22,459	48,800
Marion	95	27,180	771	1,053	27,064	47,673
Martin	45	10,385	273	98	14,953	31,906
Monroe	19	5,721	46	82	5,759	10,825
Nassau	22	7,632	109	216	9,085	15,766
Okaloosa	61	18,467	321	409	13,129	21,781
Okeechobee	4	3,515	75	3	2,236	4,129
Orange	338	112,508	1,074	885	70,371	118,531
Osceola	103	36,271	431	619	17,258	29,392
Palm Beach	313	118,151	2,414	4,591	136,621	252,477
Pasco	93	32,754	636	912	25,660	60,201
Pinellas	185	65,375	1,430	4,303	67,940	132,855
Polk	169	56,153	1,116	259	28,041	64,706
Putnam	8	5,791	123	81	3,195	7,238
Santa Rosa	37	16,860	252	204	11,940	24,187
Sarasota	51	26,622	725	857	33,746	74,419
Seminole	107	26,781	418	1,123	34,144	52,497
St. Johns	42	19,905	188	315	30,295	53,953
St. Lucie	102	21,717	532	227	21,023	41,090
Sumter	34	7,810	234	740	11,198	35,551
Suwannee	6	5,085	131	22	2,710	4,878
Taylor	2	2,612	41	-	1,369	2,858
Union	2	1,730	70	3	791	1,192
Volusia	106	33,964	642	823	32,568	70,717
Wakulla	2	3,144	51	35	2,347	4,661
Walton	20	6,946	80	29	5,279	10,151
Washington	2	2,601	41	3	1,376	2,511