



Florida SEOC Situation Report COVID-19



Published on February 25th, 2021 @ 15:30

SEOC Level 1: Day 356

Summary of Florida Cases

| | Current | Change |
|--------------------|-----------|--------|
| Total Cases | 1,892,301 | +6,640 |
| Resident Cases | 1,857,670 | +6,519 |
| Fatalities | 30,478 | +138 |
| Cases Hospitalized | 78,744 | +272 |

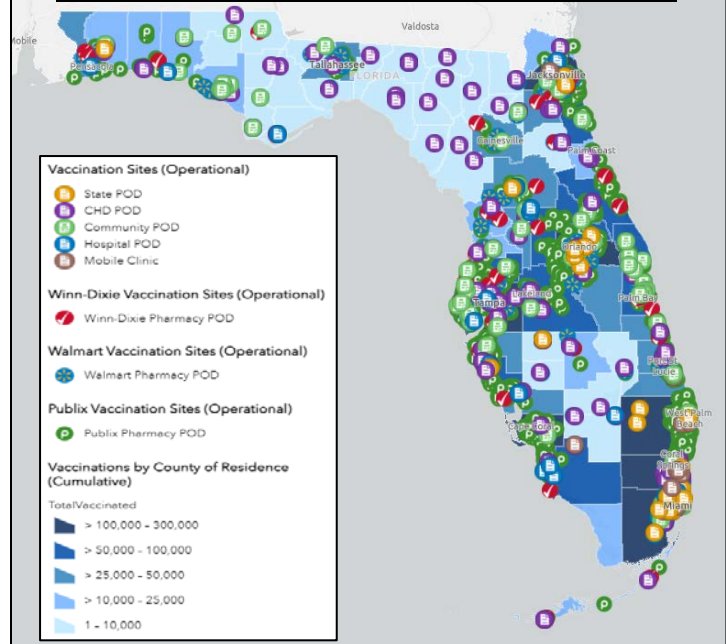
Vaccine Distribution

| Vaccine | Amount Delivered |
|---------|------------------|
| Pfizer | 2,329,080 |
| Moderna | 2,337,900 |

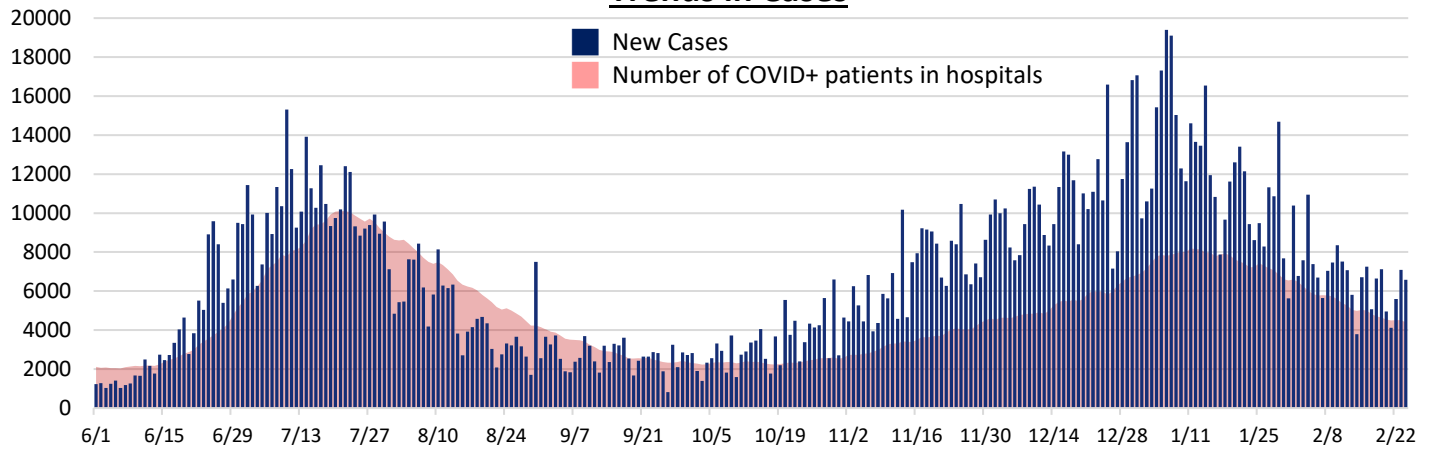
Vaccines Administered

| | |
|-----------------|-----------|
| First Dose | 1,298,556 |
| Series Complete | 1,539,770 |

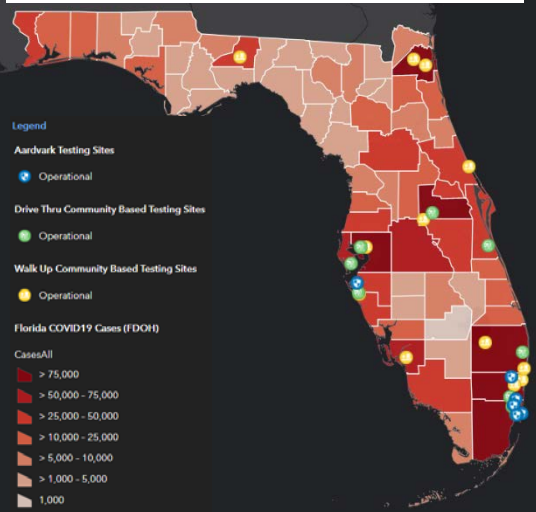
Vaccine Heat Map and Vaccination Sites



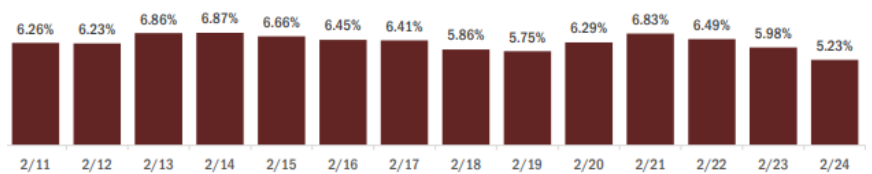
Trends in Cases



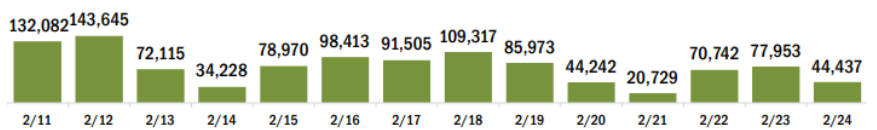
Cases Heat Map and Testing Sites



Positivity Rate per Day



Vaccinations per Day



| County | COVID-19 Cases | | | COVID-19 Vaccinations | | |
|--------------|----------------|-------------|------------------|-----------------------|-----------------|-------------------------|
| | New Cases | Total Cases | Total Fatalities | New Vaccinations | Series Complete | Total People Vaccinated |
| Alachua | 38 | 22,272 | 228 | 695 | 32,260 | 46,432 |
| Baker | 7 | 3,289 | 55 | 20 | 1,446 | 2,587 |
| Bay | 55 | 18,530 | 339 | 489 | 10,792 | 21,969 |
| Bradford | 10 | 2,843 | 52 | 75 | 1,382 | 2,623 |
| Brevard | 148 | 33,578 | 736 | 224 | 37,510 | 79,896 |
| Broward | 776 | 192,738 | 2,365 | 2,446 | 141,666 | 240,658 |
| Calhoun | 3 | 1,607 | 40 | 36 | 1,263 | 1,990 |
| Charlotte | 25 | 10,622 | 359 | 616 | 12,419 | 28,854 |
| Citrus | 44 | 9,687 | 395 | 263 | 12,331 | 24,179 |
| Clay | 36 | 16,641 | 304 | 758 | 15,319 | 26,187 |
| Collier | 87 | 30,037 | 452 | 285 | 33,333 | 74,085 |
| Columbia | 13 | 7,649 | 155 | 57 | 4,349 | 6,758 |
| Dade | 1,429 | 406,987 | 5,369 | 6,498 | 167,821 | 292,935 |
| Desoto | 12 | 3,747 | 73 | 24 | 1,809 | 3,688 |
| Dixie | 15 | 1,483 | 19 | 8 | 732 | 1,528 |
| Duval | 188 | 88,258 | 1,139 | 1,855 | 72,347 | 116,736 |
| Escambia | 78 | 33,474 | 622 | 809 | 20,868 | 39,297 |
| Flagler | 45 | 5,877 | 89 | 113 | 8,660 | 20,441 |
| Franklin | - | 1,278 | 14 | 14 | 1,258 | 2,076 |
| Gadsden | 5 | 5,406 | 83 | 275 | 4,180 | 6,898 |
| Gilchrist | 4 | 1,394 | 33 | 59 | 1,237 | 1,787 |
| Glades | - | 900 | 15 | 82 | 564 | 1,015 |
| Gulf | 4 | 1,860 | 37 | 5 | 1,372 | 2,490 |
| Hamilton | 5 | 1,564 | 21 | 127 | 1,065 | 1,449 |
| Hardee | 8 | 2,777 | 29 | 76 | 1,237 | 1,837 |
| Hendry | 12 | 4,279 | 72 | 29 | 1,793 | 2,771 |
| Hernando | 32 | 11,179 | 398 | 334 | 12,221 | 22,695 |
| Highlands | 13 | 7,189 | 298 | 51 | 4,230 | 12,074 |
| Hillsborough | 393 | 110,485 | 1,484 | 900 | 73,761 | 138,223 |
| Holmes | 4 | 2,170 | 44 | 6 | 1,132 | 2,081 |
| Indian River | 31 | 10,925 | 260 | 709 | 16,507 | 38,801 |
| Jackson | 13 | 5,891 | 147 | 128 | 4,142 | 6,604 |
| Jefferson | 4 | 1,400 | 24 | 100 | 1,516 | 2,428 |
| Lafayette | 1 | 1,583 | 24 | 1 | 714 | 1,263 |
| Lake | 105 | 24,342 | 544 | 1,480 | 36,864 | 63,682 |
| Lee | 143 | 57,275 | 869 | 1,473 | 51,929 | 107,522 |
| Leon | 68 | 28,961 | 276 | 513 | 26,195 | 43,539 |
| Levy | 13 | 2,854 | 35 | 95 | 2,218 | 4,533 |
| Liberty | 2 | 1,039 | 15 | 69 | 664 | 947 |
| Madison | 2 | 1,980 | 42 | 14 | 1,785 | 2,644 |
| Manatee | 109 | 31,579 | 577 | 977 | 24,794 | 49,816 |
| Marion | 81 | 27,382 | 780 | 1,483 | 29,072 | 49,197 |
| Martin | 69 | 10,500 | 273 | 104 | 15,863 | 32,693 |
| Monroe | 24 | 5,771 | 46 | 98 | 6,048 | 10,995 |
| Nassau | 15 | 7,681 | 109 | 196 | 9,325 | 16,073 |
| Okaloosa | 152 | 18,662 | 327 | 447 | 13,909 | 23,159 |
| Okeechobee | 16 | 3,545 | 75 | 437 | 2,277 | 4,563 |
| Orange | 356 | 113,330 | 1,091 | 1,012 | 75,323 | 121,883 |
| Osceola | 133 | 36,521 | 435 | 857 | 18,098 | 30,500 |
| Palm Beach | 509 | 119,373 | 2,443 | 3,693 | 147,530 | 259,578 |
| Pasco | 145 | 33,035 | 641 | 888 | 27,234 | 61,945 |
| Pinellas | 305 | 65,937 | 1,433 | 4,441 | 72,799 | 138,100 |
| Polk | 178 | 56,583 | 1,131 | 2,377 | 31,395 | 66,241 |
| Putnam | 9 | 5,820 | 123 | 87 | 3,359 | 7,299 |
| Santa Rosa | 56 | 16,972 | 256 | 335 | 12,821 | 24,634 |
| Sarasota | 79 | 26,804 | 730 | 740 | 36,328 | 79,428 |
| Seminole | 97 | 26,967 | 422 | 964 | 35,722 | 53,942 |
| St. Johns | 38 | 19,982 | 189 | 412 | 32,676 | 55,332 |
| St. Lucie | 99 | 21,949 | 543 | 249 | 22,336 | 44,649 |
| Sumter | 35 | 7,946 | 235 | 1,014 | 13,437 | 36,302 |
| Suwannee | 12 | 5,099 | 131 | 169 | 3,062 | 4,999 |
| Taylor | 6 | 2,624 | 41 | 218 | 1,577 | 2,919 |
| Union | 8 | 1,740 | 70 | 42 | 799 | 1,232 |
| Volusia | 146 | 34,240 | 650 | 641 | 36,817 | 73,059 |
| Wakulla | 3 | 3,151 | 51 | 16 | 2,498 | 4,732 |
| Walton | 20 | 6,996 | 80 | 154 | 5,597 | 10,302 |
| Washington | 5 | 2,616 | 41 | 4 | 1,396 | 2,527 |