



Florida SEOC Situation Report COVID-19



Published on February 26th, 2021 @ 15:00

SEOC Level 1: Day 357

Summary of Florida Cases

	Current	Change
Total Cases	1,898,223	+5,922
Resident Cases	1,863,453	+5,783
Fatalities	30,624	+146
Cases Hospitalized	79,021	+277

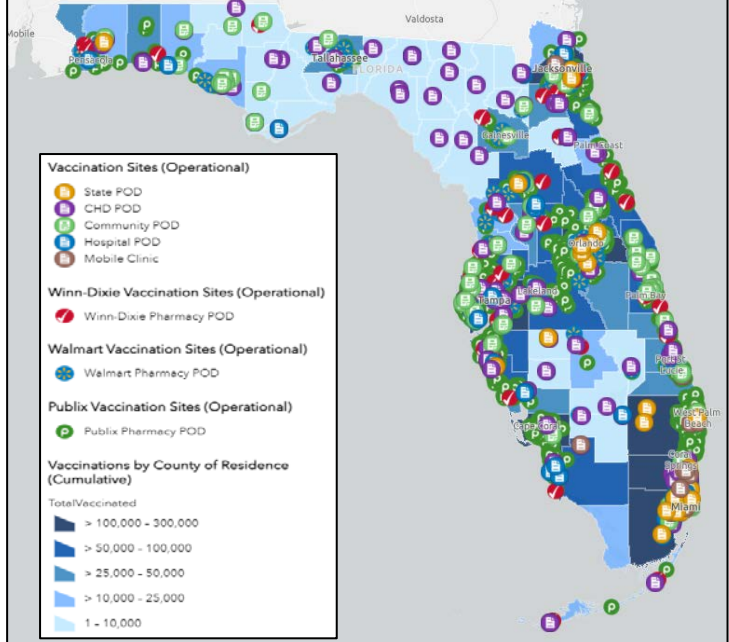
Vaccine Distribution

Vaccine	Amount Delivered
Pfizer	2,329,080
Moderna	2,337,900

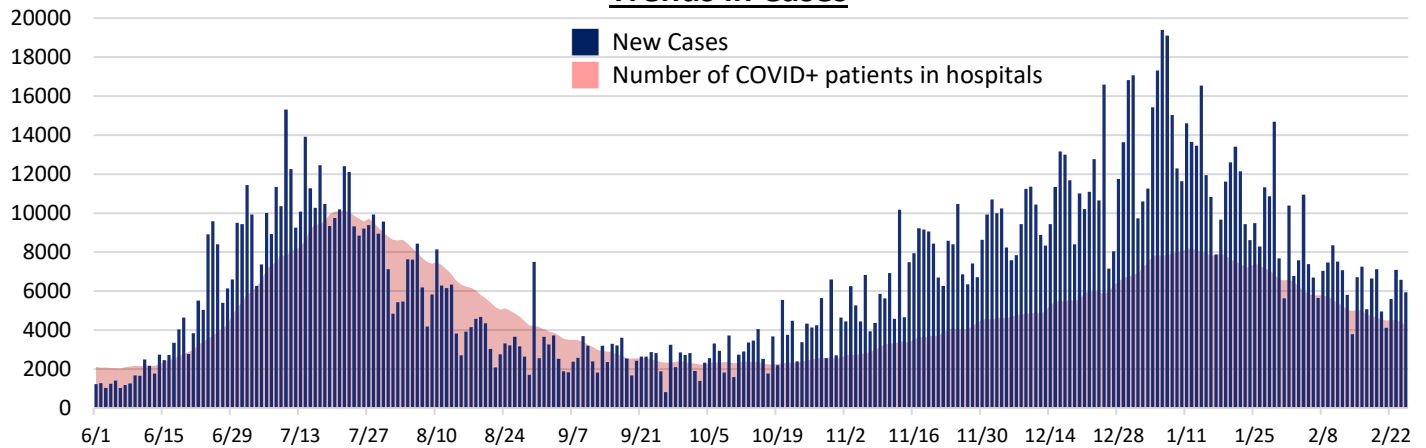
Vaccines Administered

First Dose	1,307,143
Series Complete	1,588,027

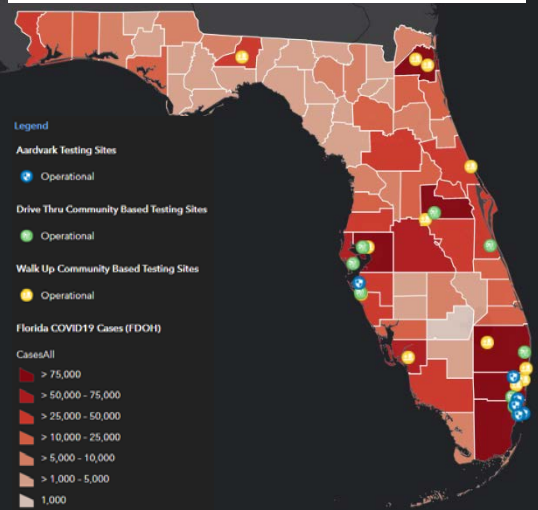
Vaccine Heat Map and Vaccination Sites



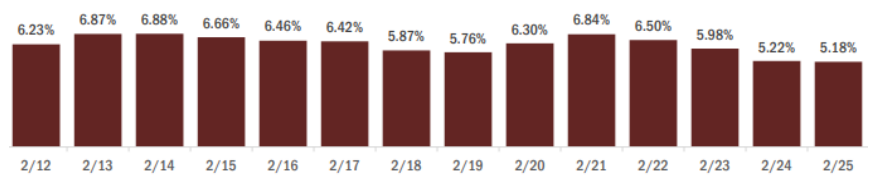
Trends in Cases



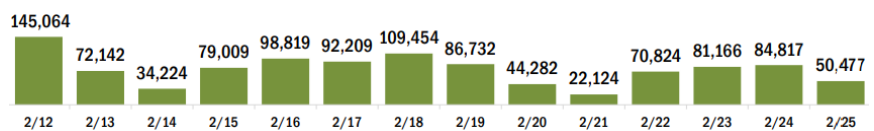
Cases Heat Map and Testing Sites



Positivity Rate per Day



Vaccinations per Day



County	COVID-19 Cases			COVID-19 Vaccinations		
	New Cases	Total Cases	Total Fatalities	New Vaccinations	Series Complete	Total People Vaccinated
Alachua	22	22,293	228	485	32,933	46,618
Baker	3	3,292	55	21	1,513	2,643
Bay	75	18,606	339	274	11,245	22,182
Bradford	2	2,845	52	118	1,490	2,648
Brevard	155	33,739	738	675	39,539	80,834
Broward	826	193,560	2,369	4,251	144,960	246,438
Calhoun	-	1,607	40	114	1,345	2,035
Charlotte	21	10,642	359	417	13,369	29,371
Citrus	29	9,716	397	269	12,772	24,416
Clay	33	16,673	304	639	15,783	26,434
Collier	100	30,144	459	235	34,956	75,044
Columbia	8	7,655	155	537	4,407	7,243
Dade	1,158	408,096	5,396	8,160	172,391	300,958
Desoto	22	3,769	73	107	1,921	3,708
Dixie	1	1,484	19	28	814	1,634
Duval	168	88,430	1,139	1,966	73,327	118,425
Escambia	70	33,556	628	967	21,743	39,341
Flagler	22	5,898	89	129	9,024	21,556
Franklin	-	1,278	14	249	1,290	2,318
Gadsden	13	5,419	83	128	4,253	6,979
Gilchrist	3	1,397	33	25	1,292	1,786
Glades	-	902	15	19	576	1,022
Gulf	-	1,860	39	137	1,482	2,522
Hamilton	1	1,566	21	8	1,069	1,455
Hardee	6	2,783	29	83	1,238	1,913
Hendry	10	4,289	72	154	1,892	2,830
Hernando	32	11,212	398	390	12,719	23,273
Highlands	16	7,206	299	302	4,378	12,495
Hillsborough	357	110,837	1,484	2,011	76,076	140,954
Holmes	5	2,175	44	26	1,256	2,168
Indian River	40	10,967	261	547	16,703	39,488
Jackson	8	5,901	150	309	4,309	6,891
Jefferson	2	1,402	24	92	1,584	2,480
Lafayette	3	1,586	24	10	723	1,265
Lake	102	24,445	554	1,464	38,714	64,228
Lee	193	57,469	872	939	53,744	110,573
Leon	85	29,053	283	631	26,541	44,040
Levy	10	2,863	35	110	2,592	4,928
Liberty	1	1,040	15	6	672	971
Madison	6	1,986	42	237	1,935	2,735
Manatee	99	31,685	586	1,536	25,275	51,838
Marion	103	27,485	782	1,068	29,704	50,449
Martin	42	10,536	276	157	16,342	32,889
Monroe	29	5,799	46	66	6,221	11,163
Nassau	19	7,701	112	302	9,615	16,139
Okaloosa	64	18,725	327	213	14,790	25,087
Okeechobee	5	3,548	75	312	2,585	4,581
Orange	321	113,648	1,091	2,662	77,976	124,987
Osceola	85	36,607	441	548	18,491	30,994
Palm Beach	534	119,911	2,454	2,113	151,388	261,665
Pasco	100	33,139	646	1,338	28,125	63,316
Pinellas	277	66,205	1,438	4,753	75,223	141,038
Polk	173	56,759	1,137	1,644	32,589	67,060
Putnam	9	5,828	126	87	3,950	7,422
Santa Rosa	52	17,020	257	537	13,183	24,984
Sarasota	73	26,882	730	650	36,854	82,940
Seminole	90	27,057	422	986	36,333	54,727
St. Johns	29	20,007	191	315	33,627	56,249
St. Lucie	72	22,015	544	384	22,741	45,690
Sumter	17	7,965	238	810	14,679	36,659
Suwannee	9	5,108	131	233	3,244	5,054
Taylor	7	2,632	41	20	1,593	2,923
Union	1	1,740	70	12	805	1,237
Volusia	99	34,338	654	1,341	38,451	74,297
Wakulla	2	3,153	51	213	2,613	4,854
Walton	18	7,017	81	38	5,791	10,481
Washington	4	2,618	47	16	1,524	2,634