



# Florida SEOC Situation Report COVID-19



Published on March 3<sup>rd</sup>, 2021 @ 16:00

SEOC Level 1: Day 362

## Summary of Florida Cases

	Current	Change
Total Cases	1,924,114	+6,014
Resident Cases	1,888,725	+5,860
Fatalities	31,267	+132
Cases Hospitalized	80,024	+293

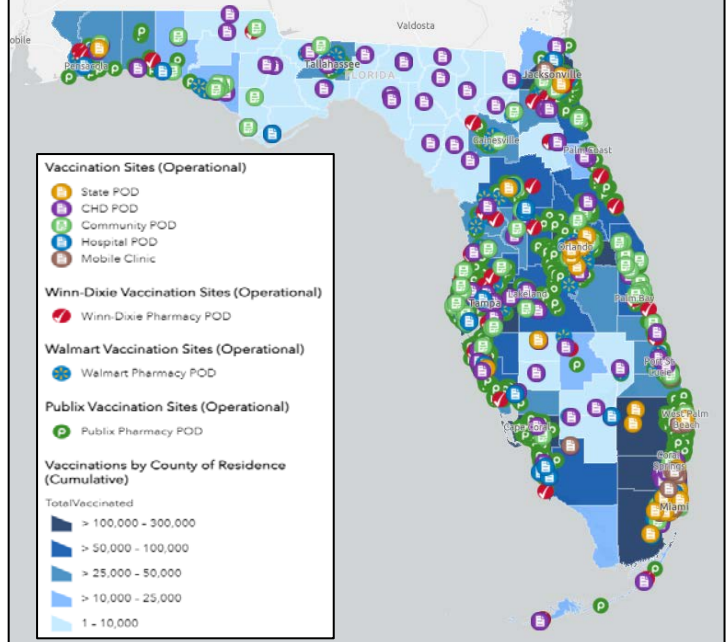
## Vaccine Distribution

Vaccine	Amount Delivered
Pfizer	2,812,290
Moderna	2,712,400
Johnson & Johnson	24,000

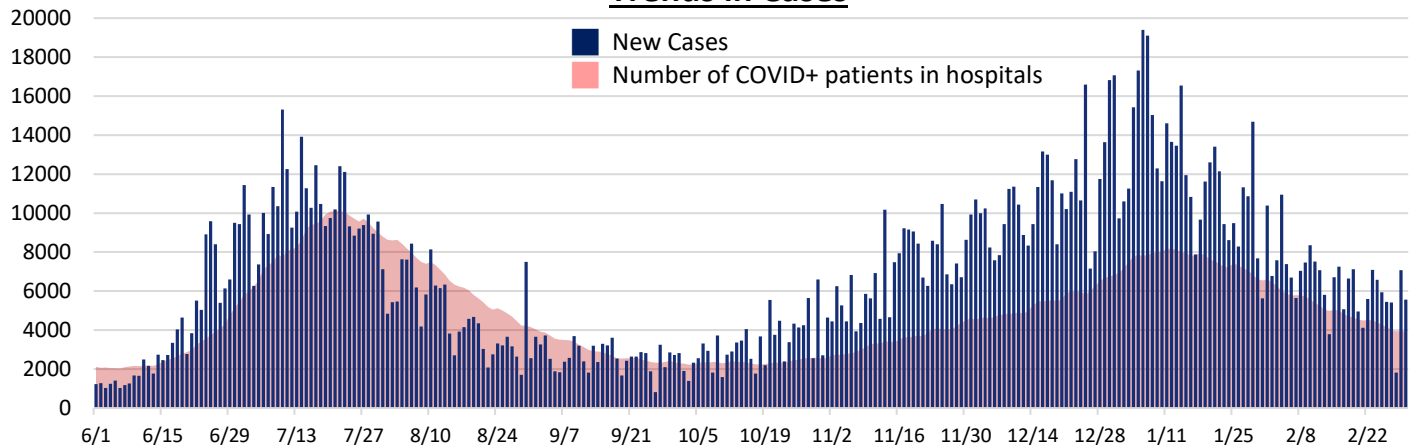
## Vaccines Administered

First Dose	1,400,524
Series Complete	1,773,638

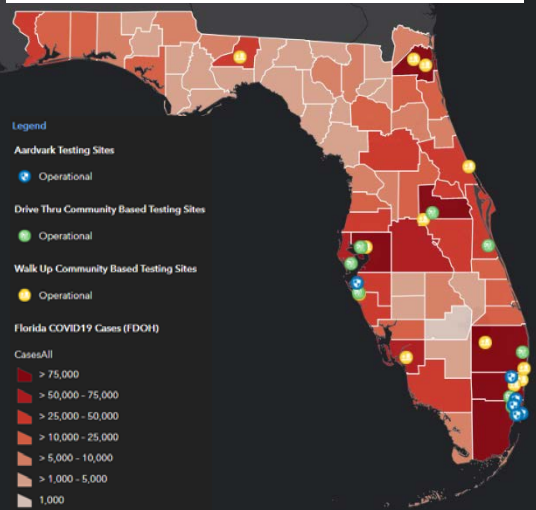
## Vaccine Heat Map and Vaccination Sites



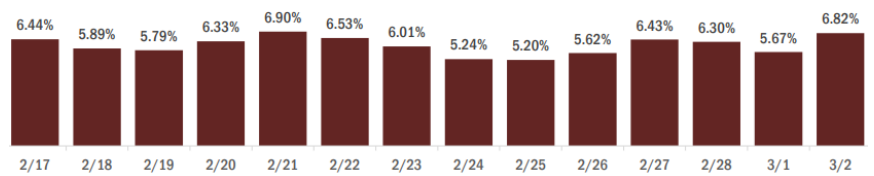
## Trends in Cases



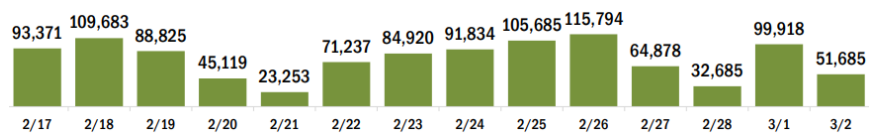
## Cases Heat Map and Testing Sites



## Positivity Rate per Day



## Vaccinations per Day



County	COVID-19 Cases			COVID-19 Vaccinations		
	New Cases	Total Cases	Total Fatalities	New Vaccinations	Series Complete	Total People Vaccinated
Alachua	44	22,458	235	598	36,086	47,839
Baker	5	3,311	56	8	1,630	2,783
Bay	55	18,815	347	293	12,614	23,440
Bradford	2	2,857	52	73	1,711	2,729
Brevard	91	34,303	751	731	45,652	87,210
Broward	629	196,771	2,422	4,582	158,106	273,256
Calhoun	5	1,618	46	2	1,363	2,075
Charlotte	26	10,751	372	689	15,718	35,539
Citrus	21	9,814	404	398	14,545	26,230
Clay	26	16,777	315	829	18,006	27,903
Collier	74	30,505	461	1,182	44,382	85,073
Columbia	4	7,697	157	463	4,936	7,366
Dade	1,640	414,776	5,503	7,389	191,144	352,334
Desoto	11	3,834	74	260	2,032	4,286
Dixie	-	1,495	21	7	878	1,728
Duval	173	89,177	1,186	1,940	79,023	127,308
Escambia	83	33,894	633	496	23,393	42,322
Flagler	24	6,033	92	213	11,098	23,907
Franklin	-	1,279	17	39	1,420	2,373
Gadsden	13	5,464	87	65	4,982	7,678
Gilchrist	3	1,421	36	14	1,343	1,853
Glades	2	905	15	35	591	1,239
Gulf	7	1,875	41	67	1,518	2,590
Hamilton	2	1,571	21	5	1,079	1,467
Hardee	5	2,807	31	129	1,264	2,219
Hendry	9	4,329	73	25	1,927	3,025
Hernando	51	11,419	403	845	13,909	26,412
Highlands	14	7,281	307	110	5,529	15,457
Hillsborough	258	112,267	1,521	2,125	83,205	151,419
Holmes	6	2,190	44	17	1,309	2,296
Indian River	20	11,108	264	634	19,106	41,426
Jackson	7	5,935	151	27	4,440	7,048
Jefferson	1	1,407	24	506	2,877	4,357
Lafayette	-	1,592	24	119	713	1,341
Lake	92	24,841	567	753	42,834	68,627
Lee	172	58,193	877	1,649	64,278	122,189
Leon	66	29,317	286	1,008	30,043	46,624
Levy	8	2,895	39	145	2,939	5,448
Liberty	-	1,043	16	3	698	1,034
Madison	5	2,003	43	43	1,972	2,879
Manatee	85	32,176	607	1,573	27,093	60,721
Marion	63	27,819	815	1,721	32,365	56,572
Martin	34	10,674	292	181	19,355	35,082
Monroe	17	5,911	46	66	6,971	12,173
Nassau	11	7,758	112	341	10,976	17,503
Okaloosa	78	19,090	328	231	16,710	27,732
Okeechobee	5	3,577	82	513	2,646	5,208
Orange	241	115,085	1,107	1,411	84,630	133,101
Osceola	59	37,045	447	501	19,750	33,562
Palm Beach	394	121,652	2,490	2,105	165,987	270,566
Pasco	104	33,658	661	2,141	32,467	70,026
Pinellas	166	67,061	1,463	3,609	81,180	153,589
Polk	147	57,496	1,152	1,999	38,006	76,953
Putnam	10	5,868	127	55	4,193	7,636
Santa Rosa	57	17,220	262	658	14,725	26,826
Sarasota	92	27,220	747	836	41,900	95,515
Seminole	79	27,464	434	789	38,786	58,075
St. Johns	34	20,188	197	427	38,403	59,541
St. Lucie	76	22,335	551	451	25,393	50,000
Sumter	22	8,095	241	817	19,279	38,959
Suwannee	1	5,123	133	153	3,386	5,197
Taylor	1	2,646	42	4	1,610	3,037
Union	-	1,740	70	76	924	1,256
Volusia	99	34,791	666	1,213	46,386	81,469
Wakulla	8	3,179	52	69	2,964	5,209
Walton	14	7,090	81	178	6,781	11,437
Washington	3	2,632	48	10	1,568	2,765