



# Florida SEOC Situation Report COVID-19



Published on March 4<sup>th</sup>, 2021 @ 16:15

SEOC Level 1: Day 363

## Summary of Florida Cases

	Current	Change
Total Cases	1,930,232	+6,118
Resident Cases	1,894,722	+5,997
Fatalities	31,387	+120
Cases Hospitalized	80,338	+314

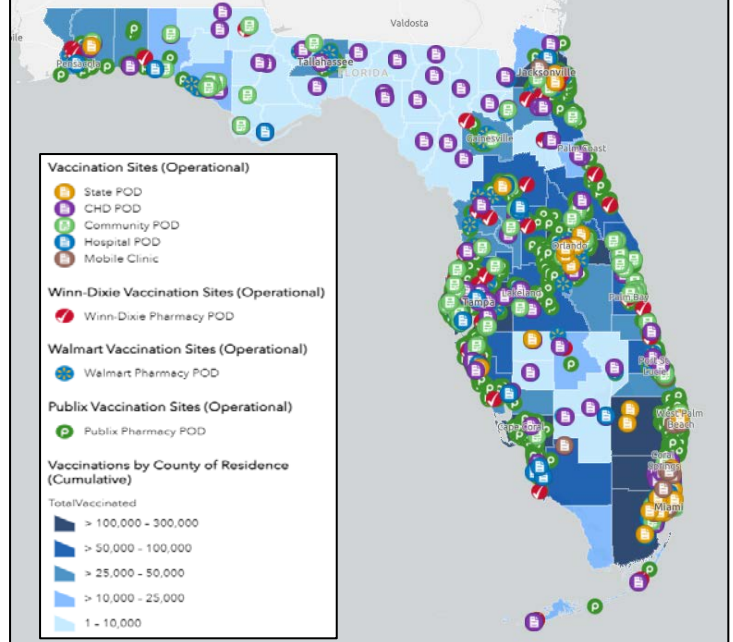
## Vaccine Distribution

Vaccine	Amount Delivered
Pfizer	2,812,290
Moderna	2,712,400
Johnson & Johnson	24,000

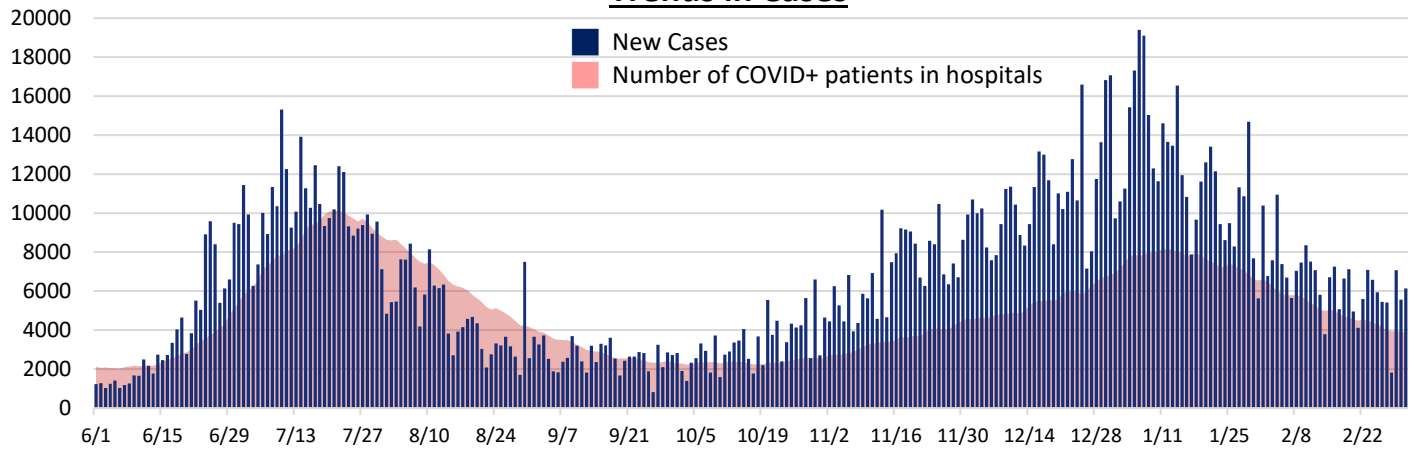
## Vaccines Administered

First Dose	1,442,998
Series Complete	1,815,999

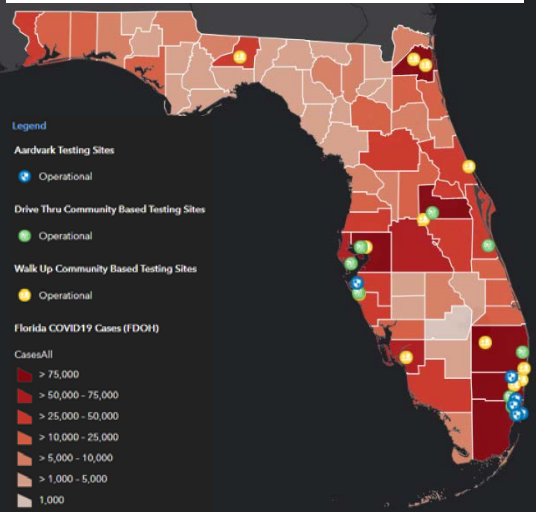
## Vaccine Heat Map and Vaccination Sites



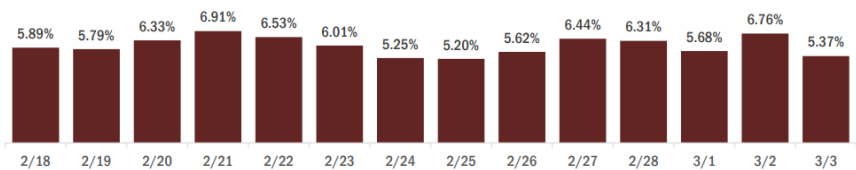
## Trends in Cases



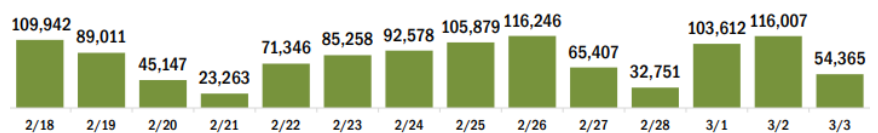
## Cases Heat Map and Testing Sites



## Positivity Rate per Day



## Vaccinations per Day



County	COVID-19 Cases			COVID-19 Vaccinations		
	New Cases	Total Cases	Total Fatalities	New Vaccinations	Series Complete	Total People Vaccinated
Alachua	52	22,512	235	560	36,813	48,049
Baker	1	3,312	56	87	1,760	2,793
Bay	73	18,888	348	605	13,013	24,155
Bradford	1	2,858	52	186	1,890	2,744
Brevard	125	34,434	751	476	47,030	89,709
Broward	769	197,542	2,431	3,615	161,281	279,746
Calhoun	3	1,621	46	9	1,388	2,083
Charlotte	27	10,781	372	409	16,207	36,663
Citrus	19	9,836	406	155	14,795	27,183
Clay	29	16,805	315	976	18,672	28,465
Collier	64	30,572	462	444	43,832	83,555
Columbia	12	7,706	160	56	4,990	7,365
Dade	1,305	416,021	5,511	9,211	194,726	365,391
Desoto	10	3,841	75	39	2,034	4,229
Dixie	9	1,504	21	8	886	1,730
Duval	160	89,337	1,188	2,858	80,584	130,096
Escambia	58	33,959	635	302	23,833	42,637
Flagler	28	6,063	92	273	11,574	24,454
Franklin	-	1,279	17	11	1,425	2,403
Gadsden	7	5,472	87	216	5,138	7,756
Gilchrist	4	1,424	36	6	1,349	1,855
Glades	-	905	15	7	585	1,175
Gulf	-	1,875	41	10	1,529	2,602
Hamilton	-	1,571	22	116	1,149	1,513
Hardee	2	2,809	31	116	1,268	2,292
Hendry	10	4,338	73	102	1,969	3,147
Hernando	44	11,464	403	643	14,104	27,128
Highlands	27	7,307	308	125	5,596	15,668
Hillsborough	399	112,672	1,523	3,581	84,397	155,763
Holmes	3	2,193	44	5	1,312	2,295
Indian River	29	11,138	267	484	19,833	41,861
Jackson	12	5,947	152	15	4,451	7,057
Jefferson	2	1,409	24	139	1,896	2,635
Lafayette	2	1,594	24	26	741	1,363
Lake	85	24,928	574	819	43,894	69,520
Lee	160	58,360	883	1,010	66,100	126,174
Leon	48	29,367	287	803	30,515	47,253
Levy	10	2,905	39	39	2,881	5,075
Liberty	2	1,045	16	62	746	1,044
Madison	5	2,008	43	211	2,088	2,972
Manatee	131	32,309	608	1,567	27,347	63,618
Marion	60	27,879	827	1,209	32,353	56,637
Martin	46	10,718	293	382	19,935	36,298
Monroe	26	5,937	46	91	7,135	12,461
Nassau	13	7,768	112	284	11,195	17,633
Okaloosa	43	19,125	328	848	16,891	27,938
Okeechobee	5	3,583	81	12	2,659	5,243
Orange	381	115,475	1,116	4,149	85,412	138,918
Osceola	148	37,188	449	1,021	20,103	34,978
Palm Beach	561	122,226	2,498	3,713	176,361	287,972
Pasco	137	33,778	664	1,315	33,972	72,084
Pinellas	296	67,359	1,465	3,191	82,486	157,599
Polk	164	57,655	1,164	1,707	38,974	78,294
Putnam	7	5,874	128	113	4,721	8,276
Santa Rosa	34	17,252	267	838	15,351	26,825
Sarasota	76	27,301	749	581	42,249	97,976
Seminole	87	27,554	437	828	38,944	59,321
St. Johns	52	20,242	199	370	40,089	59,953
St. Lucie	110	22,445	551	446	26,092	52,117
Sumter	30	8,125	243	449	20,533	39,686
Suwannee	5	5,130	133	278	3,581	5,290
Taylor	5	2,651	42	49	1,653	3,051
Union	2	1,742	70	52	977	1,256
Volusia	102	34,891	671	443	47,048	82,613
Wakulla	4	3,183	52	54	2,984	5,259
Walton	21	7,113	81	391	6,941	11,175
Washington	2	2,634	48	8	1,571	2,786