



Florida SEOC Situation Report COVID-19



Published on March 5th, 2021 @ 17:00

SEOC Level 1: Day 364

Summary of Florida Cases

	Current	Change
Total Cases	1,936,207	+5,975
Resident Cases	1,900,598	+5,876
Fatalities	31,522	+135
Cases Hospitalized	80,632	+294

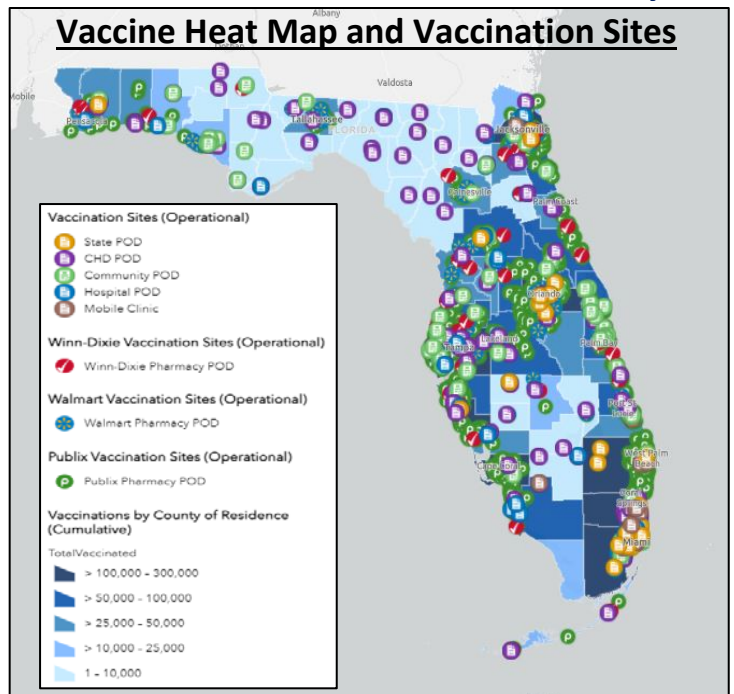
Vaccine Distribution

Vaccine	Amount Delivered
Pfizer	2,812,290
Moderna	2,904,900
Johnson & Johnson	84,000

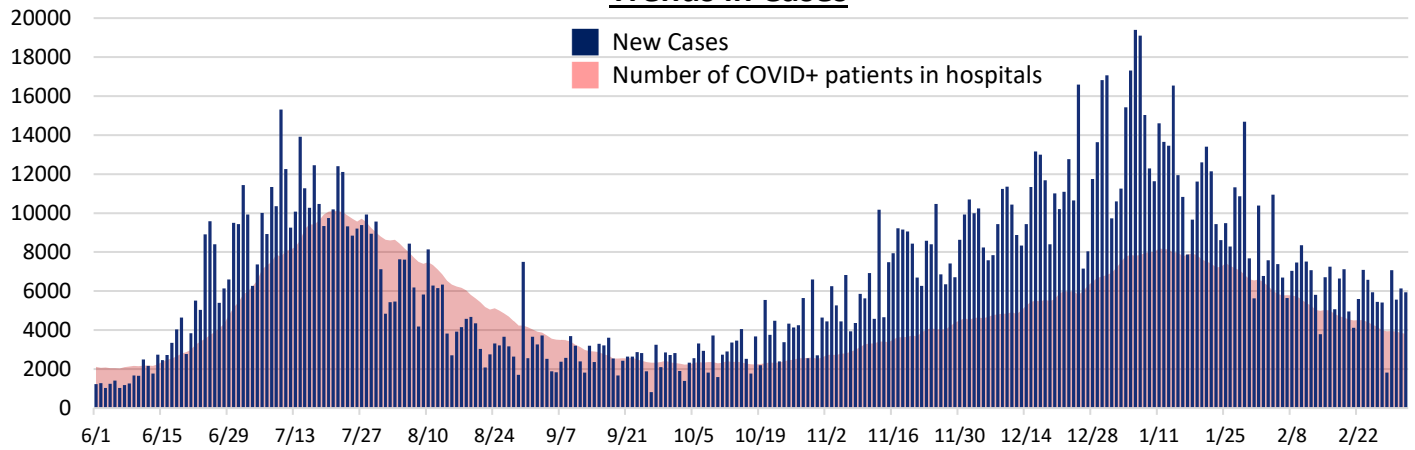
Vaccines Administered

First Dose	1,509,746
Series Complete	1,852,466

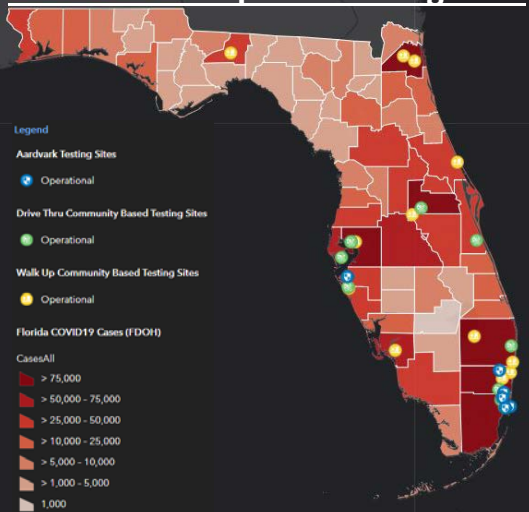
Vaccine Heat Map and Vaccination Sites



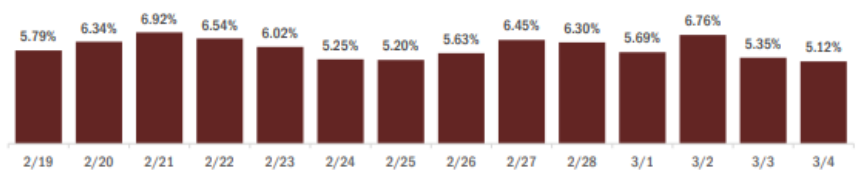
Trends in Cases



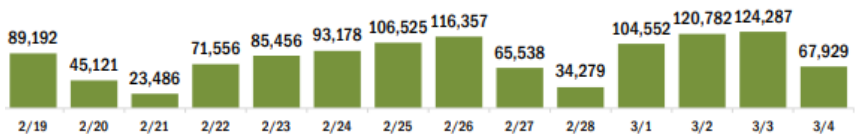
Cases Heat Map and Testing Sites



Positivity Rate per Day



Vaccinations per Day



County	COVID-19 Cases			COVID-19 Vaccinations		
	42	22,555	235	New Vaccinations	Series Complete	Total People Vaccinated
Alachua	-	3,312	56	584	37,194	48,805
Baker	109	18,998	351	34	1,782	2,845
Bay	3	2,862	52	855	13,374	24,874
Bradford	119	34,549	761	150	2,025	2,784
Brevard	856	198,387	2,438	594	48,381	91,673
Broward	1	1,622	46	5,256	165,858	288,133
Calhoun	21	10,801	373	93	1,470	1,937
Charlotte	17	9,850	411	614	16,935	38,440
Citrus	12	16,818	315	511	13,822	27,846
Clay	75	30,640	464	895	19,208	29,090
Collier	7	7,713	161	1,037	44,822	86,539
Columbia	1,414	417,447	5,530	483	5,073	7,792
Dade	10	3,850	75	10,039	199,484	381,205
Desoto	3	1,507	21	167	2,158	4,342
Dixie	154	89,491	1,193	4	1,008	1,759
Duval	51	34,019	638	3,692	82,040	133,482
Escambia	31	6,094	92	1,199	24,432	43,921
Flagler	-	1,279	17	233	11,680	25,470
Franklin	6	5,476	87	17	1,438	2,409
Gadsden	3	1,427	36	98	5,172	7,863
Gilchrist	-	906	15	13	1,365	1,866
Glades	3	1,878	41	7	590	1,180
Gulf	1	1,572	22	356	1,873	2,614
Hamilton	4	2,813	31	19	1,152	1,530
Hardee	3	4,340	73	108	1,274	2,390
Hendry	53	11,521	403	224	2,080	3,308
Hernando	19	7,326	308	581	13,226	27,698
Highlands	362	113,045	1,533	121	5,642	15,906
Hillsborough	-	2,193	46	4,024	85,618	160,948
Holmes	20	11,157	267	18	1,497	2,347
Indian River	5	5,954	152	438	20,530	42,233
Jackson	1	1,409	24	25	4,496	7,403
Jefferson	-	1,594	24	36	1,919	2,660
Lafayette	84	25,010	577	2	749	1,358
Lake	164	58,529	886	758	44,478	72,036
Lee	47	29,424	293	1,440	68,144	131,458
Leon	10	2,914	40	726	30,862	47,984
Levy	1	1,046	16	54	2,941	5,102
Liberty	3	2,011	43	24	761	1,057
Madison	125	32,443	609	43	2,093	3,018
Manatee	80	27,957	844	2,163	27,788	66,939
Marion	46	10,766	294	2,084	32,307	57,600
Martin	18	5,958	46	379	20,548	37,409
Monroe	13	7,781	114	100	7,281	12,858
Nassau	52	19,174	331	420	11,432	17,890
Okaloosa	7	3,591	82	841	17,313	28,183
Okeechobee	335	115,818	1,117	454	3,131	5,328
Orange	103	37,291	453	4,162	86,266	144,254
Osceola	475	122,709	2,510	1,217	20,651	36,270
Palm Beach	109	33,888	664	4,090	181,448	292,889
Pasco	204	67,554	1,472	1,408	34,161	74,744
Pinellas	196	57,852	1,164	3,902	83,323	163,633
Polk	6	5,880	128	2,425	40,017	83,091
Putnam	26	17,276	267	98	4,805	8,589
Santa Rosa	72	27,376	749	469	15,483	27,272
Sarasota	87	27,640	438	2,338	44,164	102,640
Seminole	39	20,278	199	670	39,117	60,401
St. Johns	83	22,520	551	531	40,153	61,284
St. Lucie	22	8,147	243	510	26,799	54,348
Sumter	7	5,137	133	340	20,611	40,255
Suwannee	2	2,653	42	148	3,664	5,382
Taylor	2	1,744	70	5	1,656	3,068
Union	98	34,993	675	44	986	1,288
Volusia	3	3,186	52	1,889	47,548	85,239
Wakulla	15	7,129	81	101	3,030	5,356
Walton	2	2,636	48	281	6,987	11,394
Washington	42	22,555	235	15	1,600	2,835