



# Florida SEOC Situation Report COVID-19



Published on March 22<sup>th</sup>, 2021 @ 17:00

SEOC Level 1: Day 381

## Summary of Florida Cases

	Current	Change
Total Cases	2,011,211	+2,862
Resident Cases	1,974,051	+2,780
Fatalities	32,779	+37
Cases Hospitalized	83,503	+57

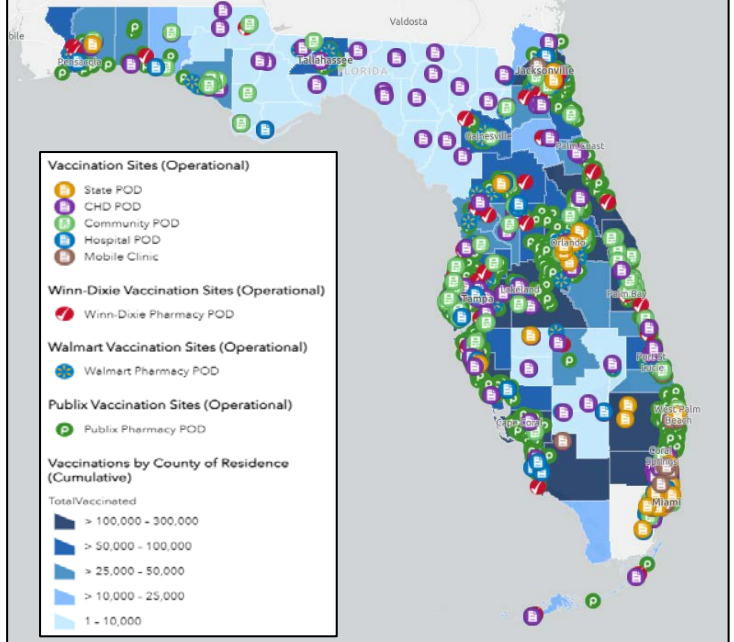
## Vaccine Distribution

Vaccine	Amount Delivered
Pfizer	4,136,730
Moderna	3,806,900
Johnson & Johnson	247,300

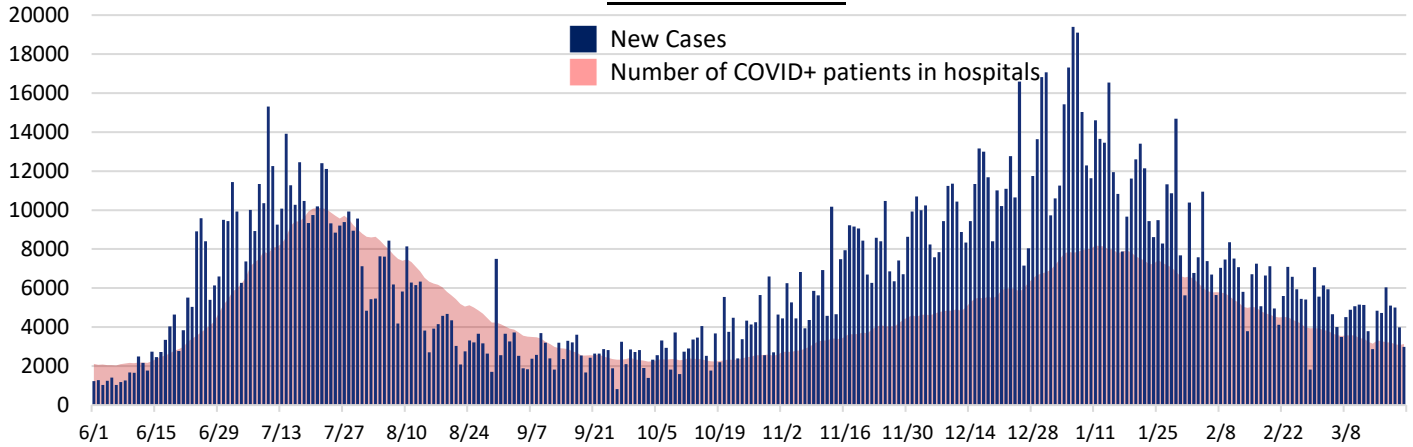
## Vaccines Administered

First Dose	2,214,997
Series Complete	2,740,267

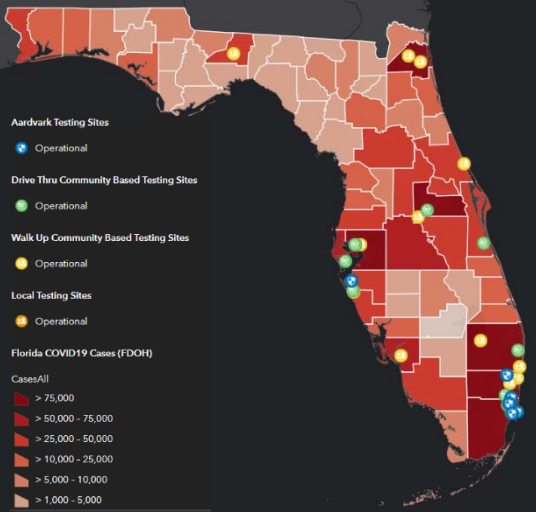
## Vaccine Heat Map and Vaccination Sites



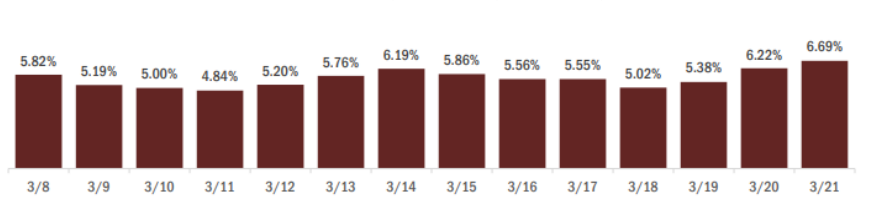
## Trends in Cases



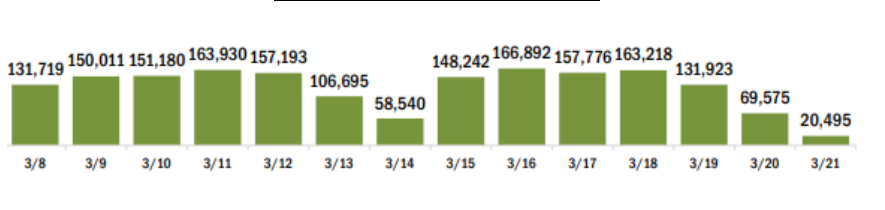
## Cases Heat Map and Testing Sites



## Positivity Rate per Day



## Vaccinations per Day



County	COVID-19 Cases			COVID-19 Vaccinations		
	New Cases	Total Cases	Total Fatalities	New Vaccinations	Series Complete	Total People Vaccinated
Alachua	16	23,039	252	141	46,317	66,168
Baker	3	3,338	59	1	2,344	3,553
Bay	2	19,411	369	47	19,760	33,150
Bradford	5	2,907	54	8	2,514	3,444
Brevard	81	36,306	789	225	75,922	129,481
Broward	387	208,462	2,597	1346	235,751	436,655
Calhoun	-	1,647	42	1	1,725	2,192
Charlotte	20	11,209	389	42	29,304	64,387
Citrus	3	10,159	420	131	21,907	39,893
Clay	24	17,170	325	111	25,496	38,539
Collier	27	31,763	490	151	69,854	115,124
Columbia	2	7,773	162	17	6,842	9,782
Dade	835	435,135	5,728	6990	308,870	630,597
Desoto	1	3,985	80	7	2,830	6,251
Dixie	1	1,538	23	1	1,251	2,035
Duval	85	91,536	1,281	1523	116,374	193,461
Escambia	6	34,566	657	42	34,454	62,121
Flagler	6	6,440	93	34	19,620	34,050
Franklin	-	1,293	16	7	1,965	2,898
Gadsden	-	5,523	92	18	6,513	10,133
Gilchrist	-	1,464	37	-	1,547	2,142
Glades	-	920	19	47	1,224	1,825
Gulf	1	1,898	41	1	2,332	3,154
Hamilton	2	1,582	23	4	1,351	1,960
Hardee	1	2,876	37	4	1,699	3,184
Hendry	3	4,428	77	43	2,639	5,604
Hernando	14	12,065	435	162	24,400	41,581
Highlands	8	7,516	313	36	9,740	28,919
Hillsborough	151	118,190	1,582	1798	133,213	274,280
Holmes	-	2,206	46	1	1,924	2,728
Indian River	15	11,514	277	13	33,590	52,480
Jackson	6	6,027	154	1	5,777	8,836
Jefferson	-	1,416	24	-	2,271	3,260
Lafayette	-	1,604	25	-	1,088	1,480
Lake	32	26,009	594	163	59,960	103,046
Lee	105	61,015	907	407	102,485	188,265
Leon	5	29,992	298	191	40,772	65,361
Levy	2	3,039	43	4	4,131	6,485
Liberty	-	1,051	16	-	911	1,202
Madison	-	2,029	43	-	2,418	3,607
Manatee	74	33,905	630	132	46,502	104,293
Marion	18	28,646	905	90	48,484	82,876
Martin	9	11,141	299	37	31,275	47,941
Monroe	16	6,244	48	72	10,503	19,210
Nassau	5	7,920	118	94	16,594	22,874
Okaloosa	4	19,601	344	18	24,694	36,608
Okeechobee	3	3,669	83	20	3,961	6,678
Orange	230	120,412	1,169	1876	122,543	245,014
Osceola	65	38,723	473	291	30,354	60,420
Palm Beach	167	128,321	2,598	609	247,339	378,856
Pasco	39	35,373	681	374	57,886	111,900
Pinellas	140	70,382	1,526	1104	135,330	246,359
Polk	68	59,834	1,220	625	60,286	135,004
Putnam	3	5,971	133	11	6,505	11,630
Santa Rosa	17	17,592	276	12	21,211	36,342
Sarasota	65	28,515	777	149	71,891	152,160
Seminole	64	29,062	449	259	54,086	89,936
St. Johns	14	20,788	200	141	55,164	79,563
St. Lucie	22	23,470	569	60	42,848	69,158
Sumter	16	8,518	243	68	34,148	53,261
Suwannee	-	5,197	135	5	4,715	6,562
Taylor	2	2,691	45	-	2,294	3,677
Union	1	1,766	70	1	1,155	1,571
Volusia	79	36,785	697	186	75,406	125,854
Wakulla	-	3,223	53	11	4,110	6,454
Walton	8	7,258	81	8	9,645	14,707
Washington	1	2,651	48	3	2,171	3,501