



Florida SEOC Situation Report COVID-19



Published on March 23th, 2021 @ 17:00

SEOC Level 1: Day 382

Summary of Florida Cases

	Current	Change
Total Cases	2,016,513	+5,302
Resident Cases	1,979,240	+5,189
Fatalities	32,820	+41
Cases Hospitalized	83,804	+301

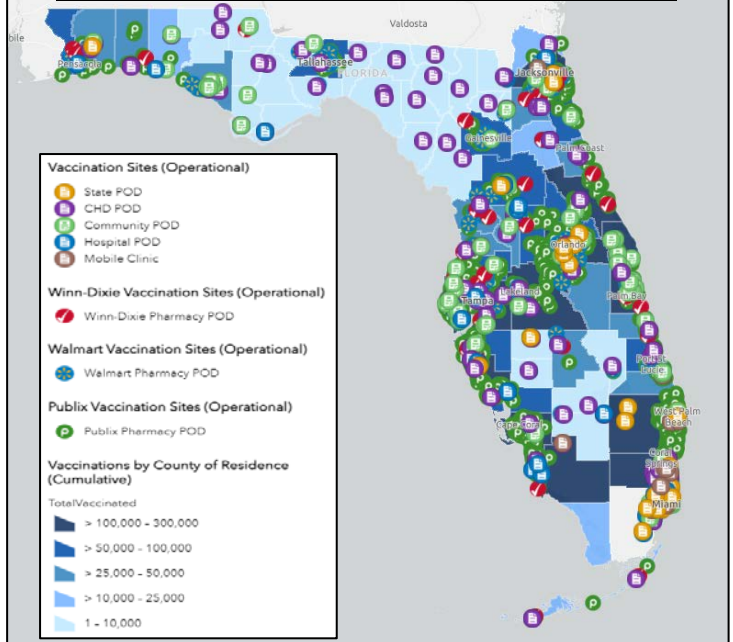
Vaccine Distribution

Vaccine	Amount Delivered
Pfizer	4,457,310
Moderna	4,014,400
Johnson & Johnson	267,500

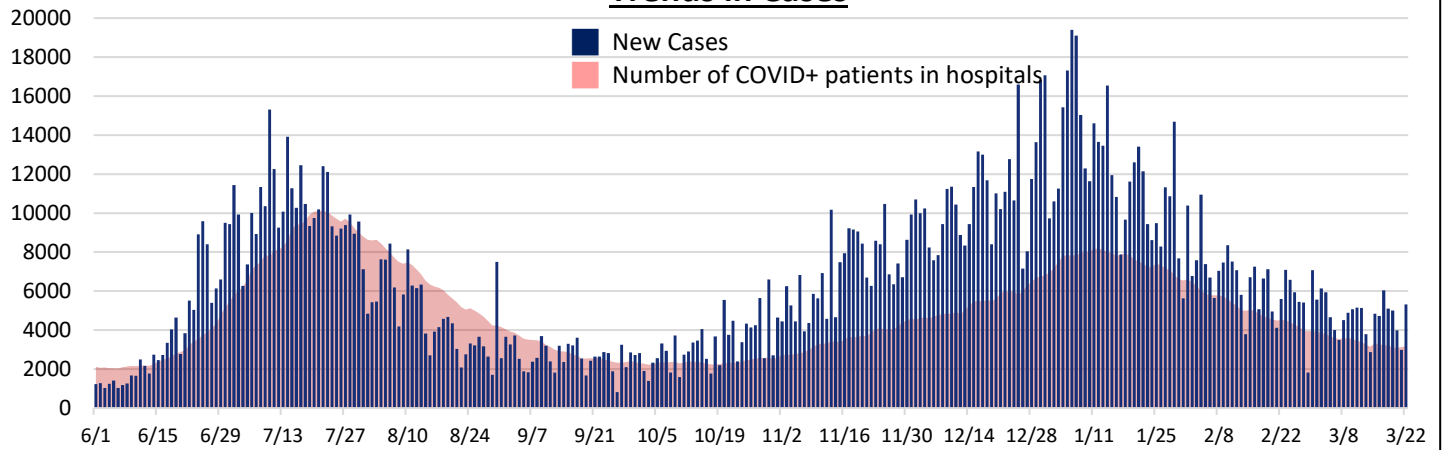
Vaccines Administered

First Dose	2,266,723
Series Complete	2,791,216

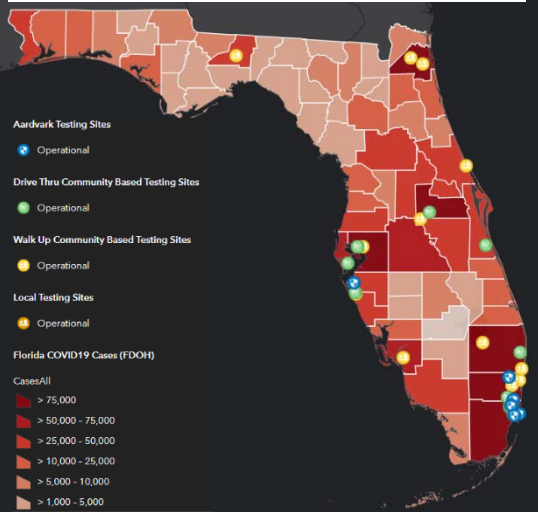
Vaccine Heat Map and Vaccination Sites



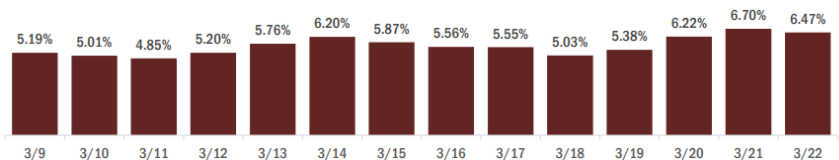
Trends in Cases



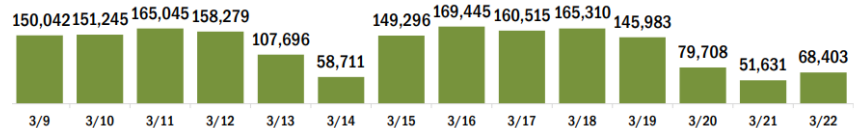
Cases Heat Map and Testing Sites



Positivity Rate per Day



Vaccinations per Day



County	COVID-19 Cases			COVID-19 Vaccinations		
	New Cases	Total Cases	Total Fatalities	New Vaccinations	Series Complete	Total People Vaccinated
Alachua	29	23,068	252	379	46,664	68,263
Baker	2	3,340	59	38	2,424	3,583
Bay	22	19,435	369	142	20,935	34,518
Bradford	-	2,907	54	125	2,641	3,576
Brevard	130	36,438	790	890	76,873	132,746
Broward	711	209,170	2,603	5,095	241,986	445,302
Calhoun	-	1,647	42	2	1,731	2,198
Charlotte	28	11,241	389	534	31,280	66,923
Citrus	10	10,170	420	707	22,593	40,409
Clay	20	17,192	325	860	25,918	39,209
Collier	89	31,857	490	660	70,947	116,823
Columbia	11	7,784	162	42	6,899	9,884
Dade	1,282	436,394	5,742	11,995	318,417	643,621
Desoto	11	3,997	80	19	2,847	6,283
Dixie	4	1,542	23	4	1,287	2,110
Duval	115	91,651	1,283	4,306	117,676	197,751
Escambia	23	34,590	658	222	34,771	62,447
Flagler	26	6,466	93	94	19,889	34,430
Franklin	-	1,293	16	56	1,981	2,959
Gadsden	5	5,516	89	97	6,605	10,226
Gilchrist	8	1,472	37	1	1,577	2,275
Glades	1	921	19	29	1,228	1,850
Gulf	2	1,900	41	41	2,355	3,224
Hamilton	-	1,581	23	3	1,352	1,971
Hardee	1	2,876	37	17	1,705	3,208
Hendry	7	4,435	77	15	2,648	5,639
Hernando	49	12,111	434	643	25,091	42,787
Highlands	14	7,531	313	211	9,992	29,683
Hillsborough	367	118,558	1,582	4,668	135,944	284,115
Holmes	1	2,207	46	17	1,959	2,762
Indian River	29	11,543	278	878	34,036	53,671
Jackson	4	6,031	154	69	5,963	8,954
Jefferson	2	1,418	24	16	2,288	3,274
Lafayette	-	1,604	25	1	1,098	1,481
Lake	82	26,092	592	1,413	60,469	105,100
Lee	184	61,202	907	856	103,292	190,221
Leon	40	30,041	301	981	41,661	66,278
Levy	4	3,042	43	17	4,156	6,750
Liberty	-	1,051	16	-	911	1,203
Madison	-	2,029	43	3	2,420	3,625
Manatee	125	34,036	629	650	47,083	106,486
Marion	39	28,677	911	1,223	49,201	84,864
Martin	23	11,163	299	259	31,498	48,370
Monroe	17	6,264	48	135	10,676	19,420
Nassau	6	7,927	118	234	16,880	23,343
Okaloosa	24	19,623	344	472	25,303	37,066
Okeechobee	7	3,677	85	49	3,984	6,739
Orange	386	120,795	1,170	7,195	124,139	252,646
Osceola	119	38,843	473	1,489	30,877	62,281
Palm Beach	300	128,620	2,602	3,658	250,003	383,396
Pasco	121	35,492	680	1,520	58,871	115,030
Pinellas	212	70,580	1,529	6,157	139,097	251,987
Polk	153	59,991	1,221	1,422	61,444	137,686
Putnam	3	5,974	133	131	6,565	12,068
Santa Rosa	25	17,616	276	409	21,350	36,843
Sarasota	78	28,592	776	1,925	73,380	155,457
Seminole	98	29,165	449	946	54,298	91,082
St. Johns	40	20,829	201	745	55,886	81,315
St. Lucie	60	23,528	571	527	43,263	70,247
Sumter	43	8,562	243	527	34,457	53,834
Suwannee	5	5,202	135	21	4,728	6,599
Taylor	1	2,692	45	2	2,311	3,821
Union	4	1,770	71	66	1,220	1,644
Volusia	98	36,887	698	1,157	76,463	127,425
Wakulla	5	3,228	53	156	4,470	6,516
Walton	2	7,262	81	29	9,725	14,818
Washington	6	2,657	48	13	2,341	3,497