



Florida SEOC Situation Report COVID-19



Published on March 24th, 2021 @ 17:00

SEOC Level 1: Day 383

Summary of Florida Cases

	Current	Change
Total Cases	2,021,656	+5,143
Resident Cases	1,979,240	+5,034
Fatalities	32,850	+30
Cases Hospitalized	84,006	+202

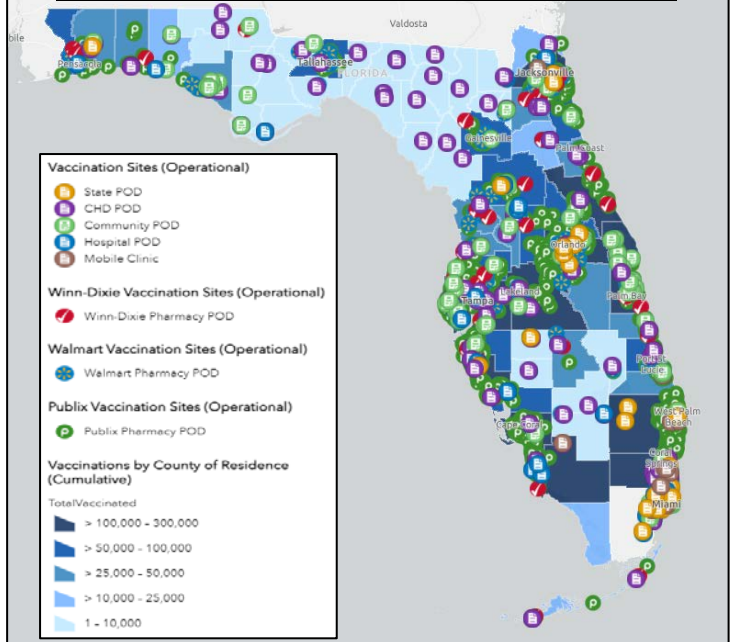
Vaccine Distribution

Vaccine	Amount Delivered
Pfizer	4,457,310
Moderna	4,014,900
Johnson & Johnson	287,600

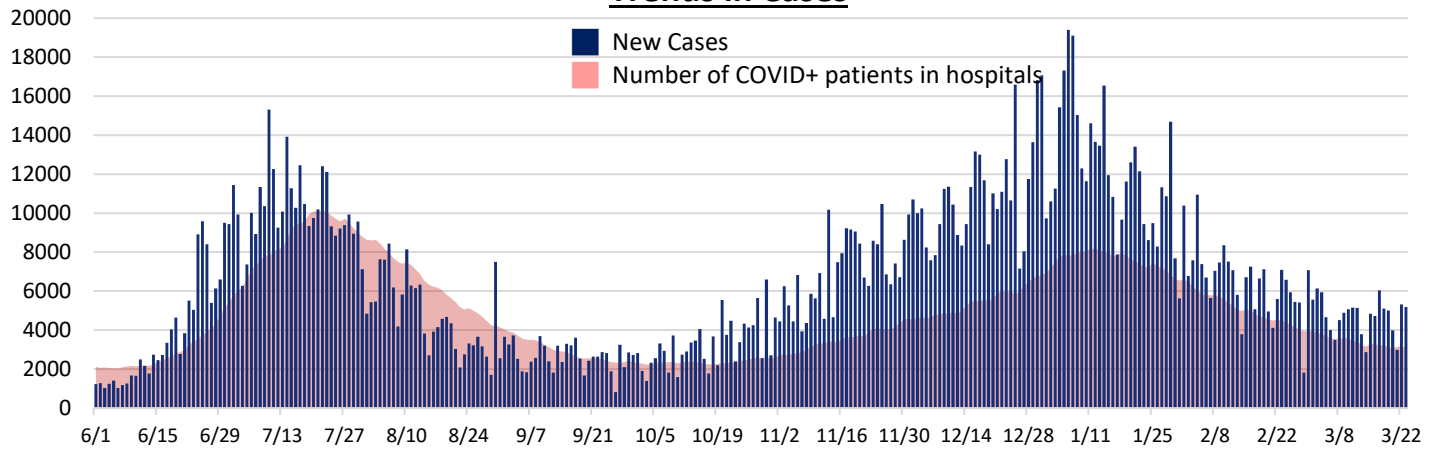
Vaccines Administered

First Dose	2,351,572
Series Complete	2,853,667

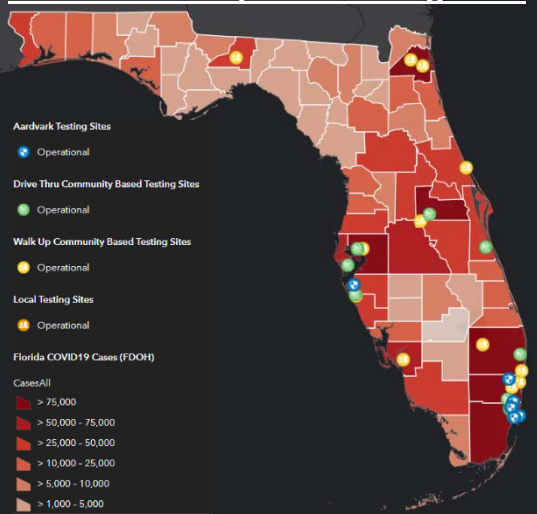
Vaccine Heat Map and Vaccination Sites



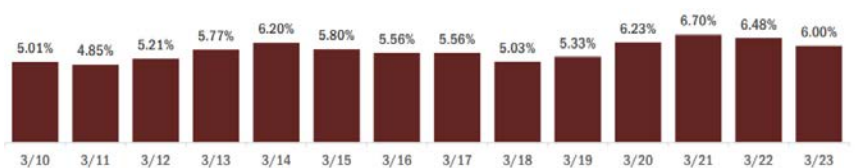
Trends in Cases



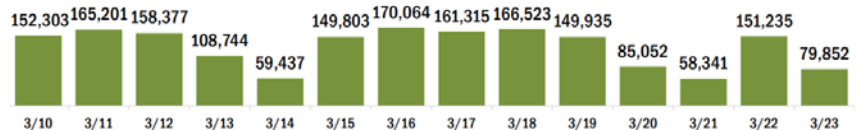
Cases Heat Map and Testing Sites



Positivity Rate per Day



Vaccinations per Day



County	COVID-19 Cases			COVID-19 Vaccinations		
	New Cases	Total Cases	Total Fatalities	New Vaccinations	Series Complete	Total People Vaccinated
Alachua	25	23,098	255	515	46,829	70,753
Baker	4	3,344	59	22	2,439	3,643
Bay	34	19,458	369	376	21,147	35,286
Bradford	3	2,910	54	106	2,653	3,706
Brevard	111	36,548	792	2,211	77,815	139,628
Broward	568	209,748	2,609	5,318	247,950	456,162
Calhoun	-	1,647	42	12	1,744	2,212
Charlotte	31	11,274	389	780	33,482	70,010
Citrus	17	10,190	421	781	22,898	41,977
Clay	24	17,216	325	830	26,296	40,236
Collier	92	31,950	490	390	71,699	119,458
Columbia	4	7,788	162	480	7,338	9,997
Dade	1,048	437,452	5,751	12,551	328,856	658,457
Desoto	10	4,007	80	271	3,111	6,343
Dixie	2	1,543	23	25	1,298	2,138
Duval	120	91,772	1,283	3,770	119,142	203,175
Escambia	30	34,624	658	1,398	36,054	64,808
Flagler	36	6,503	93	237	20,923	34,971
Franklin	-	1,293	16	38	1,987	3,006
Gadsden	2	5,518	89	92	6,692	10,329
Gilchrist	2	1,475	37	11	1,593	2,314
Glades	-	922	19	16	1,228	1,866
Gulf	3	1,903	41	23	2,377	3,261
Hamilton	2	1,583	23	15	1,357	1,985
Hardee	4	2,880	37	25	1,716	3,233
Hendry	7	4,442	77	48	2,676	5,705
Hernando	30	12,137	433	963	26,000	44,789
Highlands	23	7,552	314	180	10,057	30,136
Hillsborough	413	118,911	1,582	4,998	138,512	292,554
Holmes	2	2,208	46	33	1,989	2,810
Indian River	31	11,573	278	868	34,531	54,548
Jackson	8	6,039	154	111	6,069	9,069
Jefferson	2	1,420	24	50	2,331	3,333
Lafayette	-	1,604	25	34	1,115	1,497
Lake	100	26,199	592	1,396	61,342	107,827
Lee	182	61,388	909	2,567	104,778	195,497
Leon	40	30,087	301	1,325	42,398	67,942
Levy	10	3,051	43	27	4,208	6,997
Liberty	-	1,051	16	4	913	1,207
Madison	-	2,029	43	74	2,494	3,659
Manatee	93	34,135	629	2,517	47,631	110,779
Marion	56	28,732	910	1,067	49,791	87,149
Martin	18	11,181	300	352	31,851	49,253
Monroe	19	6,283	48	101	10,900	20,196
Nassau	5	7,933	118	354	17,301	24,007
Okaloosa	21	19,643	344	782	25,692	38,145
Okeechobee	4	3,681	84	449	3,999	7,218
Orange	369	121,173	1,169	6,468	126,885	263,165
Osceola	126	38,968	473	1,482	31,785	64,413
Palm Beach	406	129,029	2,603	4,240	252,564	391,647
Pasco	94	35,583	681	2,196	60,264	118,465
Pinellas	177	70,708	1,531	6,325	142,282	260,565
Polk	122	60,115	1,221	1,899	63,202	141,309
Putnam	9	5,983	133	178	6,627	12,336
Santa Rosa	29	17,644	276	537	21,744	37,526
Sarasota	91	28,684	776	2,375	76,715	160,589
Seminole	104	29,270	450	1,311	55,250	94,632
St. Johns	43	20,872	201	699	56,740	83,928
St. Lucie	76	23,605	573	903	44,237	71,830
Sumter	81	8,644	243	312	38,213	58,800
Suwannee	-	5,202	135	164	4,813	6,715
Taylor	2	2,694	45	15	2,328	3,842
Union	-	1,769	70	48	1,222	1,696
Volusia	211	37,103	700	842	78,465	129,993
Wakulla	4	3,232	53	75	4,518	6,590
Walton	7	7,272	81	43	9,776	15,045
Washington	2	2,658	49	21	2,367	3,516