



# Florida SEOC Situation Report COVID-19



Published on March 25<sup>th</sup>, 2021 @ 15:00

SEOC Level 1: Day 384

## Summary of Florida Cases

	Current	Change
Total Cases	2,027,429	+5,773
Resident Cases	1,989,922	+5,648
Fatalities	32,850	+30
Cases Hospitalized	84,006	+202

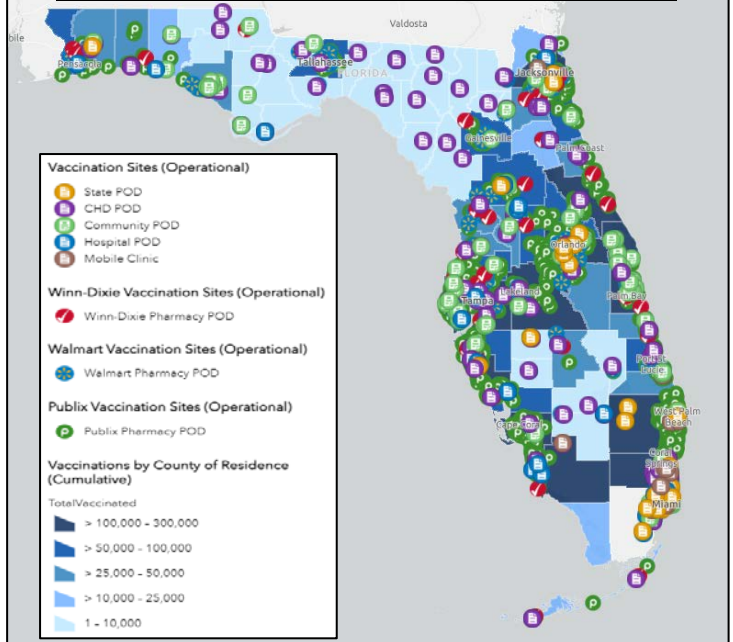
## Vaccine Distribution

Vaccine	Amount Delivered
Pfizer	4,457,310
Moderna	4,014,900
Johnson & Johnson	287,600

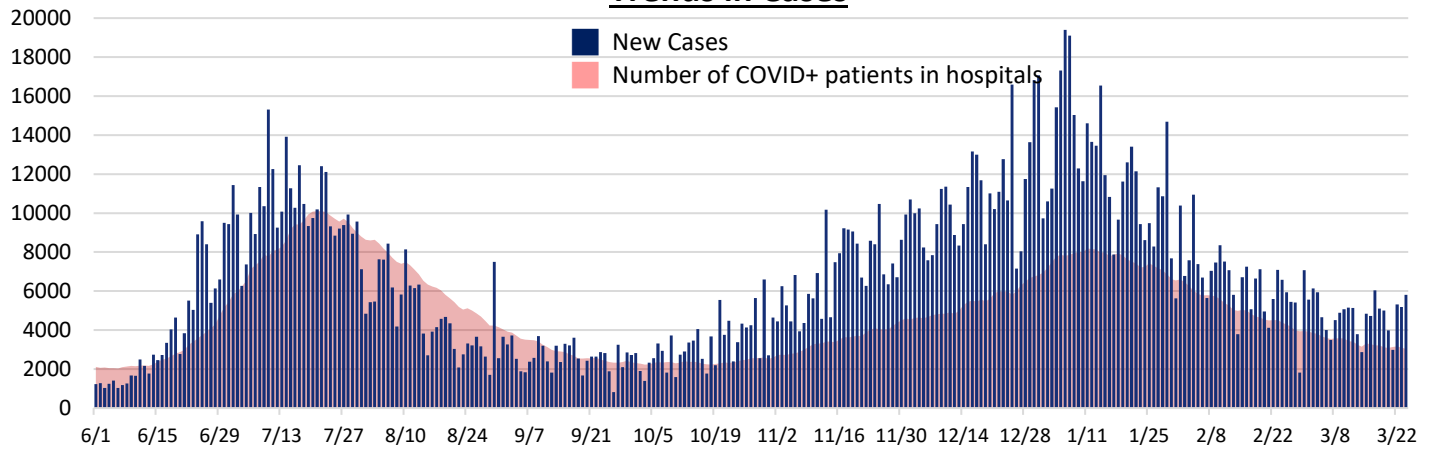
## Vaccines Administered

First Dose	2,427,471
Series Complete	2,919,263

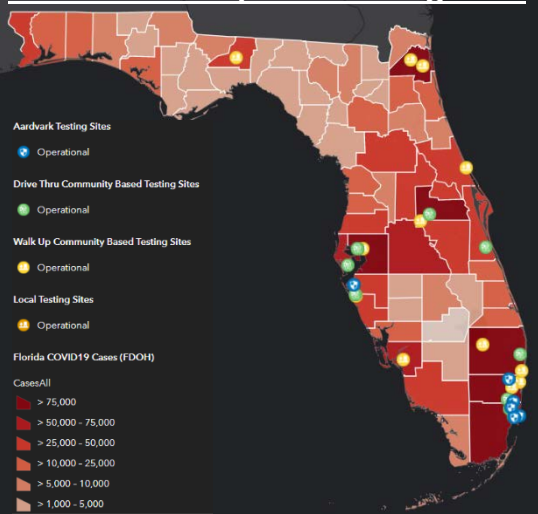
## Vaccine Heat Map and Vaccination Sites



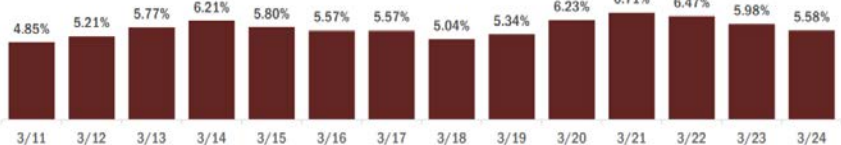
## Trends in Cases



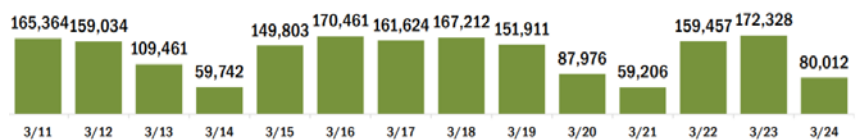
## Cases Heat Map and Testing Sites



## Positivity Rate per Day



## Vaccinations per Day



County	COVID-19 Cases			COVID-19 Vaccinations		
	New Cases	Total Cases	Total Fatalities	New Vaccinations	Series Complete	Total People Vaccinated
Alachua	35	23,139	255	319	47,032	71,901
Baker	3	3,347	59	63	2,501	3,726
Bay	8	19,443	369	683	21,645	35,832
Bradford	1	2,911	54	62	2,704	3,765
Brevard	102	36,652	793	1457	78,513	143,797
Broward	716	210,462	2,614	4817	254,246	466,667
Calhoun	-	1,647	42	29	1,766	2,230
Charlotte	36	11,313	389	436	34,646	72,250
Citrus	18	10,207	421	778	23,527	43,080
Clay	30	17,245	325	885	26,823	41,244
Collier	68	32,004	492	571	72,452	122,408
Columbia	9	7,798	162	239	7,413	10,277
Dade	1,261	438,704	5,767	13608	342,829	674,293
Desoto	10	4,017	81	37	3,153	6,524
Dixie	2	1,545	23	19	1,383	2,159
Duval	143	91,915	1,287	4416	121,179	208,866
Escambia	35	34,658	658	1107	37,040	66,309
Flagler	24	6,526	95	550	21,208	35,912
Franklin	-	1,293	16	23	1,992	3,036
Gadsden	4	5,522	89	242	6,860	10,689
Gilchrist	3	1,478	37	20	1,609	2,340
Glades	1	923	19	34	1,237	1,899
Gulf	4	1,907	41	27	2,384	3,297
Hamilton	2	1,585	23	135	1,480	2,095
Hardee	4	2,884	37	164	1,724	3,408
Hendry	5	4,446	77	446	2,821	6,118
Hernando	46	12,181	439	800	26,134	46,189
Highlands	19	7,570	314	326	10,237	30,472
Hillsborough	430	119,339	1,587	5467	142,334	302,509
Holmes	1	2,209	46	22	2,011	2,836
Indian River	28	11,604	278	796	34,687	55,608
Jackson	6	6,046	154	157	6,205	9,191
Jefferson	3	1,423	24	224	2,404	3,505
Lafayette	-	1,603	25	1	1,115	1,498
Lake	96	26,298	592	992	62,405	110,820
Lee	176	61,572	910	2814	107,094	201,029
Leon	39	30,127	301	648	42,762	69,463
Levy	3	3,053	43	50	4,265	7,084
Liberty	-	1,051	16	59	947	1,244
Madison	1	2,030	43	19	2,508	3,716
Manatee	110	34,246	632	518	48,573	113,841
Marion	44	28,776	912	1132	50,661	88,970
Martin	30	11,211	301	267	32,261	50,019
Monroe	22	6,304	48	216	11,112	20,755
Nassau	10	7,942	118	283	17,517	24,471
Okaloosa	26	19,667	347	853	26,481	38,783
Okeechobee	13	3,695	84	68	4,019	7,311
Orange	398	121,574	1,173	7058	132,046	272,254
Osceola	104	39,075	479	1663	32,479	66,631
Palm Beach	449	129,478	2,626	5296	256,449	400,480
Pasco	145	35,730	682	1768	61,054	122,253
Pinellas	305	71,011	1,536	6558	145,902	268,166
Polk	166	60,278	1,221	1892	64,849	144,454
Putnam	12	5,995	133	240	7,010	12,665
Santa Rosa	30	17,673	276	963	22,021	38,649
Sarasota	107	28,799	776	1981	77,621	164,569
Seminole	118	29,388	463	1310	56,488	97,433
St. Johns	46	20,918	201	867	57,522	85,812
St. Lucie	71	23,668	573	688	45,510	73,394
Sumter	35	8,678	243	429	38,728	66,380
Suwannee	3	5,205	135	164	4,907	6,864
Taylor	1	2,695	45	174	2,488	3,895
Union	-	1,769	70	17	1,226	1,717
Volusia	166	37,272	703	545	80,440	133,259
Wakulla	6	3,238	53	63	4,581	6,687
Walton	14	7,284	81	233	9,884	15,410
Washington	-	2,658	49	23	2,386	3,537