



# Florida SEOC Situation Report COVID-19



Published on March 26<sup>th</sup>, 2021 @ 16:30

SEOC Level 1: Day 385

## Summary of Florida Cases

	Current	Change
Total Cases	2,033,179	+5,750
Resident Cases	1,989,922	+5,626
Fatalities	33,116	+159
Cases Hospitalized	84,406	+203

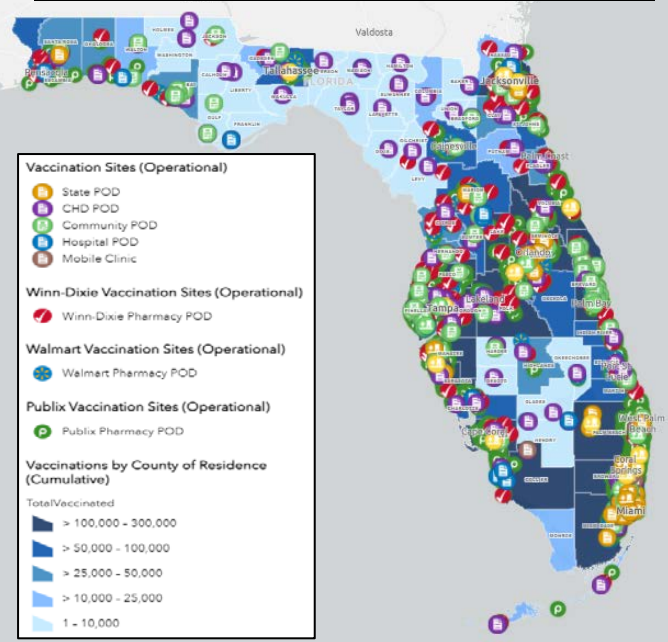
## Vaccine Distribution

Vaccine	Amount Delivered
Pfizer	4,457,310
Moderna	4,222,900
Johnson & Johnson	287,600

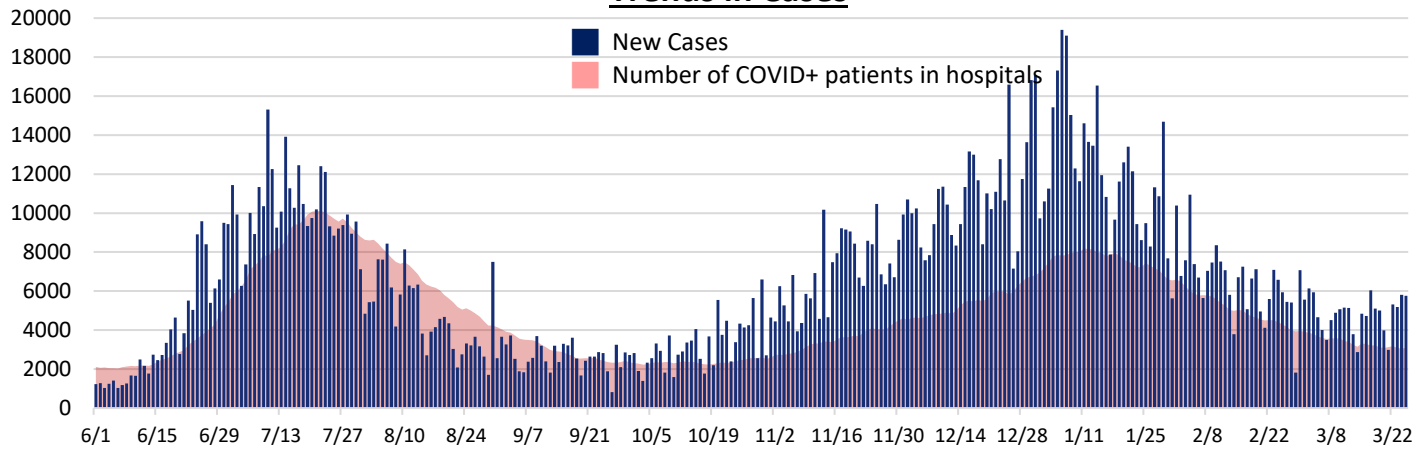
## Vaccines Administered

First Dose	2,427,471
Series Complete	2,919,263

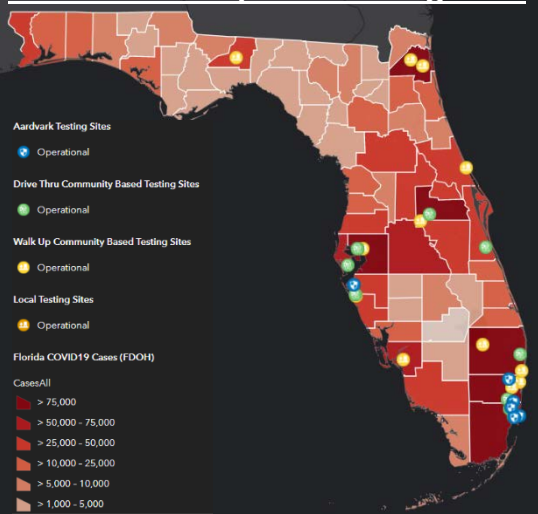
## Vaccine Heat Map and Vaccination Sites



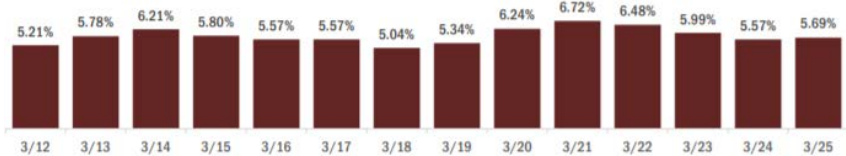
## Trends in Cases



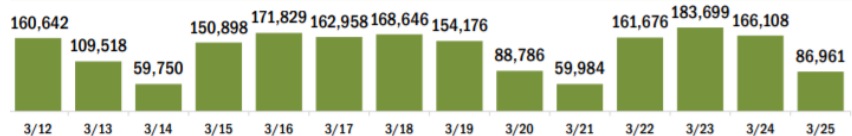
## Cases Heat Map and Testing Sites



## Positivity Rate per Day



## Vaccinations per Day



County	COVID-19 Cases			COVID-19 Vaccinations		
	New Cases	Total Cases	Total Fatalities	New Vaccinations	Series Complete	Total People Vaccinated
Alachua	49	23,192	255	484	47,228	73,129
Baker	1	3,348	59	59	2,541	3,779
Bay	14	19,456	375	502	22,348	36,680
Bradford	1	2,912	54	80	2,733	3,839
Brevard	97	36,746	802	1,307	79,808	147,577
Broward	781	211,231	2,614	5,253	260,886	477,957
Calhoun	5	1,653	42	104	1,799	2,314
Charlotte	34	11,355	389	761	35,813	74,605
Citrus	24	10,230	424	669	23,967	43,836
Clay	24	17,269	325	897	27,231	42,140
Collier	80	32,078	492	576	73,810	125,048
Columbia	5	7,804	162	387	7,449	10,669
Dade	1,294	439,970	5,792	13,714	356,155	687,568
Desoto	15	4,031	82	236	3,182	7,011
Dixie	4	1,549	23	19	1,397	2,184
Duval	112	92,022	1,287	4,593	123,749	214,290
Escambia	29	34,689	663	1,193	37,704	67,534
Flagler	27	6,553	96	695	21,418	36,605
Franklin	1	1,294	16	224	2,207	3,055
Gadsden	4	5,525	89	99	6,960	10,866
Gilchrist	3	1,481	37	16	1,629	2,372
Glades	-	924	19	10	1,241	1,909
Gulf	1	1,908	41	39	2,419	3,331
Hamilton	1	1,586	23	12	1,480	2,111
Hardee	5	2,889	37	122	1,825	3,458
Hendry	10	4,455	77	213	2,930	6,318
Hernando	44	12,228	439	375	26,791	46,997
Highlands	17	7,586	316	96	10,703	30,956
Hillsborough	445	119,790	1,601	6,368	147,507	311,447
Holmes	-	2,209	46	6	2,028	2,883
Indian River	25	11,629	278	705	34,939	56,748
Jackson	2	6,046	154	147	6,313	9,351
Jefferson	2	1,425	24	24	2,418	3,544
Lafayette	1	1,604	25	2	1,116	1,503
Lake	56	26,354	600	1,060	64,003	113,651
Lee	193	61,776	910	2,134	110,911	204,480
Leon	39	30,168	301	824	43,239	71,266
Levy	6	3,058	43	39	4,325	7,191
Liberty	-	1,051	16	9	950	1,254
Madison	-	2,030	43	180	2,594	3,822
Manatee	120	34,371	632	2,327	50,115	118,184
Marion	56	28,831	914	2,144	52,362	90,695
Martin	25	11,236	300	402	32,788	50,905
Monroe	24	6,328	48	220	11,341	21,248
Nassau	3	7,946	121	284	17,679	24,768
Okaloosa	17	19,682	348	976	26,686	40,047
Okeechobee	6	3,700	84	488	4,434	7,443
Orange	404	121,980	1,173	7,315	137,268	279,010
Osceola	92	39,174	481	1,633	33,709	68,383
Palm Beach	418	129,904	2,635	3,645	259,659	406,630
Pasco	134	35,863	687	2,037	63,474	125,472
Pinellas	265	71,265	1,561	6,408	149,750	274,866
Polk	167	60,449	1,236	2,372	67,277	148,742
Putnam	7	6,001	133	263	7,100	13,008
Santa Rosa	14	17,684	277	584	22,286	39,197
Sarasota	112	28,913	785	4,337	81,977	168,666
Seminole	129	29,518	461	1,632	57,721	100,129
St. Johns	43	20,960	202	854	57,797	88,056
St. Lucie	62	23,731	577	764	47,286	74,655
Sumter	19	8,693	243	284	46,139	72,866
Suwannee	2	5,207	135	125	4,962	6,977
Taylor	-	2,694	45	5	2,494	3,916
Union	-	1,769	70	45	1,264	1,731
Volusia	177	37,453	711	1,748	82,379	136,066
Wakulla	3	3,240	54	269	4,632	7,031
Walton	7	7,290	83	171	10,042	15,692
Washington	2	2,660	49	39	2,501	3,783