



# Florida SEOC Situation Report COVID-19



Published on March 29<sup>th</sup>, 2021 @ 16:30

SEOC Level 1: Day 388

## Summary of Florida Cases

	Current	Change
Total Cases	2,047,379	+3,374
Resident Cases	2,009,408	+3,290
Fatalities	33,247	+69
Cases Hospitalized	84,707	+63

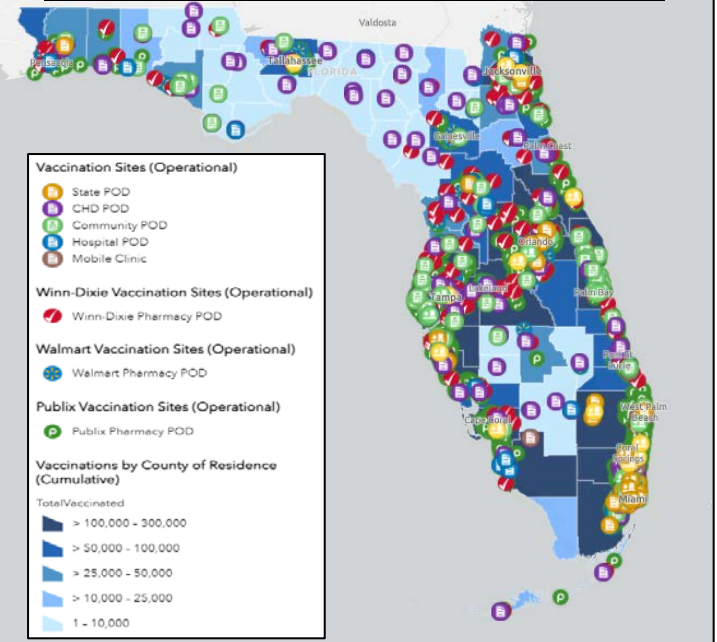
## Vaccine Distribution

Vaccine	Amount Delivered
Pfizer	4,457,310
Moderna	4,222,900
Johnson & Johnson	287,600

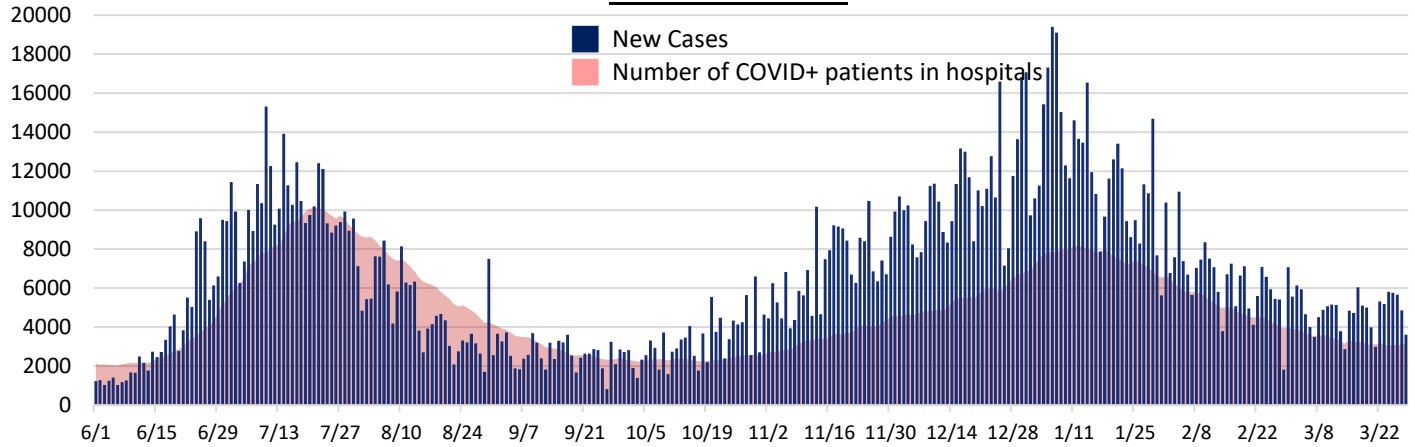
## Vaccines Administered

First Dose	2,537,765
Series Complete	3,141,836

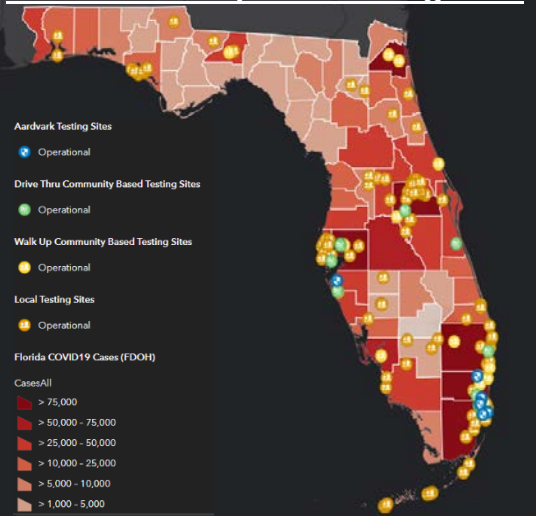
## Vaccine Heat Map and Vaccination Sites



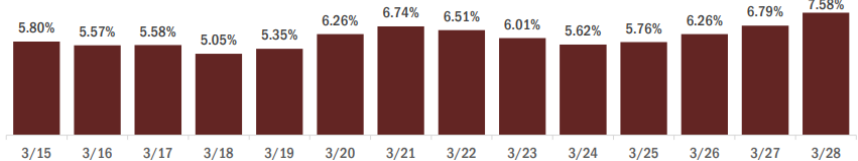
## Trends in Cases



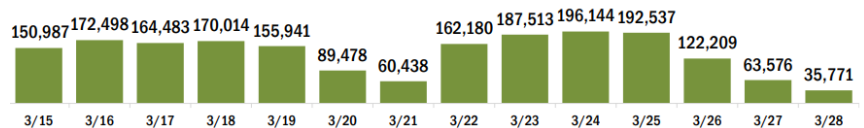
## Cases Heat Map and Testing Sites



## Positivity Rate per Day



## Vaccinations per Day



County	COVID-19 Cases			COVID-19 Vaccinations		
	New Cases	Total Cases	Total Fatalities	New Vaccinations	Series Complete	Total People Vaccinated
Alachua	8	23,283	259	151	48,471	121,586
Baker	-	3,352	60	4	2,557	6,367
Bay	4	19,476	373	84	22,830	58,182
Bradford	2	2,917	54	7	2,794	6,529
Brevard	62	37,012	806	419	83,090	229,371
Broward	537	213,158	2,629	2,901	271,970	750,116
Calhoun	-	1,655	42	51	1,810	4,049
Charlotte	37	11,475	391	204	37,248	111,241
Citrus	11	10,278	428	162	26,515	71,803
Clay	13	17,328	325	196	28,144	70,377
Collier	61	32,315	492	28	75,322	200,498
Columbia	3	7,828	162	10,398	7,600	17,966
Dade	998	443,207	5,815	4	379,877	1,059,275
Desoto	7	4,061	84	151	3,414	10,515
Dixie	1	1,550	23	-	1,511	3,792
Duval	68	92,305	1,297	3296	130,440	342,034
Escambia	8	34,782	664	48	40,755	106,318
Flagler	12	6,629	96	50	22,041	58,466
Franklin	1	1,295	16	1	2,211	5,286
Gadsden	-	5,531	89	25	7,290	18,241
Gilchrist	-	1,483	37	3	1,725	4,270
Glades	-	924	19	37	1,249	3,198
Gulf	-	1,912	41	4	2,421	5,692
Hamilton	1	1,587	23	2	1,489	3,524
Hardee	2	2,896	37	5	1,953	5,486
Hendry	2	4,460	77	41	3,007	9,244
Hernando	30	12,323	441	149	27,310	72,670
Highlands	11	7,628	321	288	12,054	44,158
Hillsborough	241	120,893	1,602	3245	152,301	460,148
Holmes	-	2,210	47	-	2,041	4,818
Indian River	19	11,681	280	474	35,622	93,037
Jackson	7	6,055	154	1	6,409	15,447
Jefferson	-	1,426	24	4	2,477	6,007
Lafayette	-	1,606	25	-	1,130	2,659
Lake	45	26,507	600	257	65,991	179,598
Lee	150	62,300	910	316	114,636	323,403
Leon	10	30,253	309	246	45,082	118,498
Levy	6	3,077	43	6	4,413	11,628
Liberty	-	1,052	16	2	956	2,190
Madison	1	2,031	44	1	2,666	6,510
Manatee	56	34,620	635	232	53,402	173,348
Marion	32	28,951	916	87	55,657	146,733
Martin	10	11,308	302	57	33,490	85,159
Monroe	14	6,397	48	100	11,606	33,151
Nassau	2	7,963	122	73	18,227	42,239
Okaloosa	4	19,722	351	11	27,403	66,529
Okeechobee	5	3,725	84	34	4,459	11,833
Orange	224	123,018	1,182	3712	150,630	425,383
Osceola	58	39,411	482	567	36,856	105,348
Palm Beach	186	130,904	2,644	1046	264,245	670,188
Pasco	79	36,147	687	472	67,087	193,058
Pinellas	156	71,839	1,554	845	155,085	432,403
Polk	98	60,852	1,237	1544	73,499	223,413
Putnam	3	6,019	135	15	7,412	20,719
Santa Rosa	7	17,709	278	21	23,108	61,888
Sarasota	80	29,178	785	1453	87,238	257,685
Seminole	57	29,816	466	742	60,540	159,590
St. Johns	19	21,080	202	293	59,565	147,231
St. Lucie	27	23,894	584	270	48,687	124,966
Sumter	9	8,755	244	44	48,331	118,656
Suwannee	1	5,211	135	9	5,036	12,069
Taylor	-	2,693	45	2	2,521	6,594
Union	-	1,772	70	-	1,274	2,965
Volusia	123	37,895	716	405	84,545	214,054
Wakulla	1	3,242	55	19	4,742	11,839
Walton	4	7,300	83	1	10,360	26,293
Washington	1	2,670	50	2	2,519	6,228