



# Florida SEOC Situation Report COVID-19



Published on March 30<sup>th</sup>, 2021 @ 15:50

SEOC Level 1: Day 389

## Summary of Florida Cases

	Current	Change
Total Cases	2,052,441	+5,062
Resident Cases	2,014,354	+4,946
Fatalities	33,338	+91
Cases Hospitalized	84,973	+266

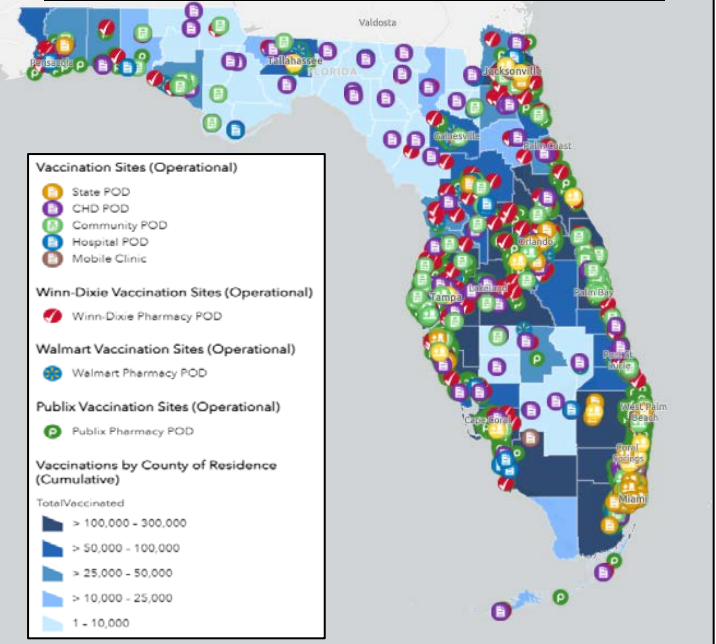
## Vaccine Distribution

Vaccine	Amount Delivered
Pfizer	4,773,210
Moderna	4,222,900
Johnson & Johnson	410,500

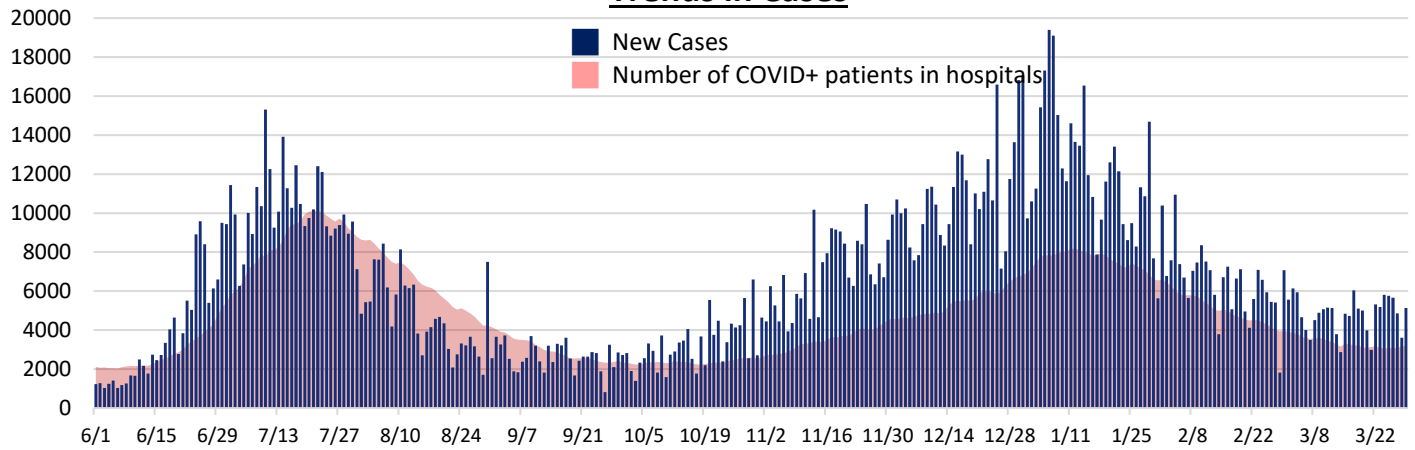
## Vaccines Administered

First Dose	2,556,933
Series Complete	3,204,377

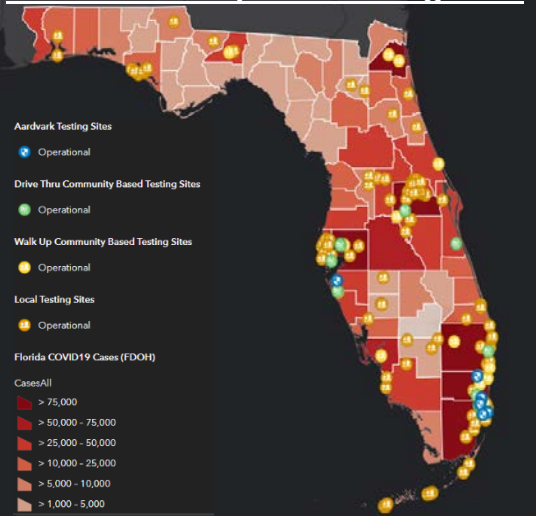
## Vaccine Heat Map and Vaccination Sites



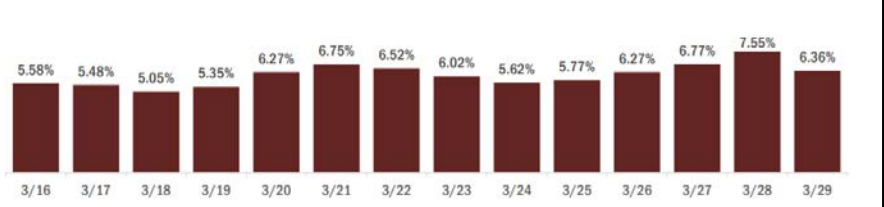
## Trends in Cases



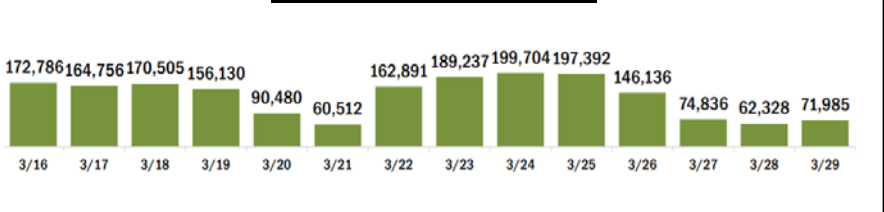
## Cases Heat Map and Testing Sites



## Positivity Rate per Day



## Vaccinations per Day



County	COVID-19 Cases			COVID-19 Vaccinations		
	New Cases	Total Cases	Total Fatalities	New Vaccinations	Series Complete	Total People Vaccinated
Alachua	52	23,339	259	461	48,992	123,590
Baker	2	3,355	62	111	2,651	6,519
Bay	9	19,368	374	228	23,297	58,786
Bradford	2	2,919	54	69	2,833	6,629
Brevard	112	37,116	807	1,266	85,116	233,210
Broward	720	213,880	2,634	4,707	278,537	763,629
Calhoun	1	1,656	42	17	1,832	4,088
Charlotte	30	11,508	391	366	37,460	112,465
Citrus	19	10,298	428	754	27,180	72,626
Clay	28	17,347	325	700	28,639	71,573
Collier	96	32,414	496	725	77,107	203,843
Columbia	7	7,835	162	139	7,703	18,160
Dade	1,278	444,487	5,845	12,572	390,364	1,078,575
Desoto	7	4,067	85	39	3,441	10,564
Dixie	5	1,553	22	20	1,519	3,864
Duval	131	92,440	1,297	3,318	132,710	348,423
Escambia	28	34,810	664	642	41,482	108,276
Flagler	25	6,655	96	474	22,593	59,271
Franklin	-	1,295	17	36	2,236	5,347
Gadsden	1	5,532	90	92	7,512	18,586
Gilchrist	2	1,487	38	29	1,756	4,339
Glades	1	925	19	155	1,396	3,351
Gulf	2	1,914	42	20	2,436	5,741
Hamilton	1	1,588	23	2	1,493	3,531
Hardee	2	2,898	38	31	1,967	5,529
Hendry	6	4,464	77	329	3,118	9,618
Hernando	26	12,349	441	259	27,414	73,132
Highlands	10	7,639	320	398	12,394	44,603
Hillsborough	256	121,150	1,611	5,191	155,330	467,893
Holmes	1	2,212	47	11	2,132	4,997
Indian River	34	11,715	280	662	36,187	94,797
Jackson	4	6,059	154	24	6,447	15,513
Jefferson	1	1,427	24	44	2,523	6,111
Lafayette	-	1,606	25	3	1,132	2,664
Lake	89	26,604	601	877	67,071	181,890
Lee	177	62,483	913	1,196	115,623	326,352
Leon	27	30,283	303	770	46,560	121,190
Levy	7	3,083	43	51	4,444	11,906
Liberty	2	1,054	16	4	964	2,200
Madison	-	2,031	44	16	2,689	6,542
Manatee	80	34,697	635	2,276	55,242	176,063
Marion	46	28,996	918	1,184	56,281	149,181
Martin	27	11,335	302	170	33,705	85,900
Monroe	17	6,414	48	321	11,718	33,643
Nassau	6	7,966	122	130	18,370	42,748
Okaloosa	12	19,734	351	1,094	27,816	67,808
Okeechobee	15	3,739	85	34	4,474	11,880
Orange	359	123,352	1,185	6,029	155,329	435,549
Osceola	105	39,521	484	1,661	37,611	107,546
Palm Beach	326	131,235	2,645	5,132	266,695	677,612
Pasco	117	36,265	692	1,391	68,096	195,249
Pinellas	168	72,005	1,553	4,434	159,447	440,449
Polk	167	61,019	1,247	2,905	76,028	227,227
Putnam	7	6,027	135	75	7,462	21,024
Santa Rosa	18	17,725	278	173	23,301	62,461
Sarasota	67	29,248	785	3,251	88,124	261,628
Seminole	104	29,955	466	1,136	61,324	162,748
St. Johns	50	21,127	202	383	60,216	149,206
St. Lucie	43	23,937	584	565	49,139	126,049
Sumter	25	8,780	258	273	49,910	120,367
Suwannee	2	5,213	135	28	5,055	12,109
Taylor	1	2,694	45	11	2,539	6,633
Union	1	1,773	70	32	1,276	2,999
Volusia	164	38,069	716	966	86,167	217,109
Wakulla	3	3,245	55	54	4,922	12,083
Walton	4	7,303	83	69	10,433	26,446
Washington	1	2,670	50	7	2,552	6,316