



# Florida SEOC Situation Report COVID-19



Published on March 31<sup>th</sup>, 2021 @ 15:10

SEOC Level 1: Day 390

## Summary of Florida Cases

	Current	Change
Total Cases	2,057,735	+5,294
Resident Cases	2,019,500	+5,146
Fatalities	33,425	+87
Cases Hospitalized	85,197	+224

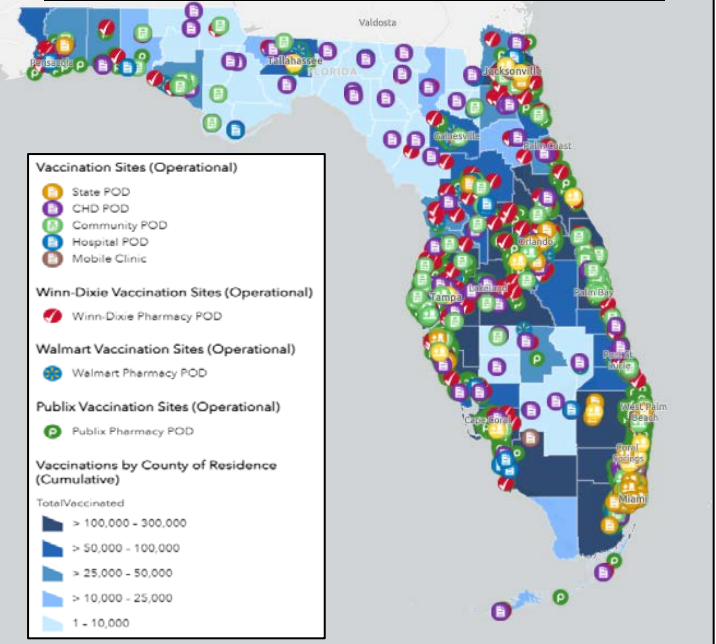
## Vaccine Distribution

Vaccine	Amount Delivered
Pfizer	5,024,760
Moderna	4,430,900
Johnson & Johnson	410,500

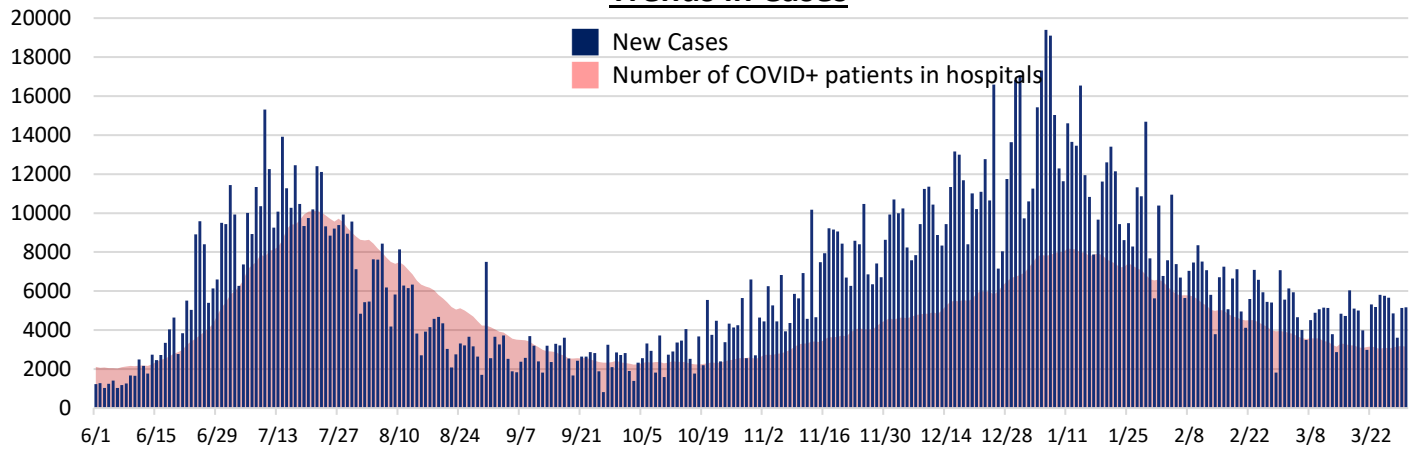
## Vaccines Administered

First Dose	2,564,417
Series Complete	3,307,323

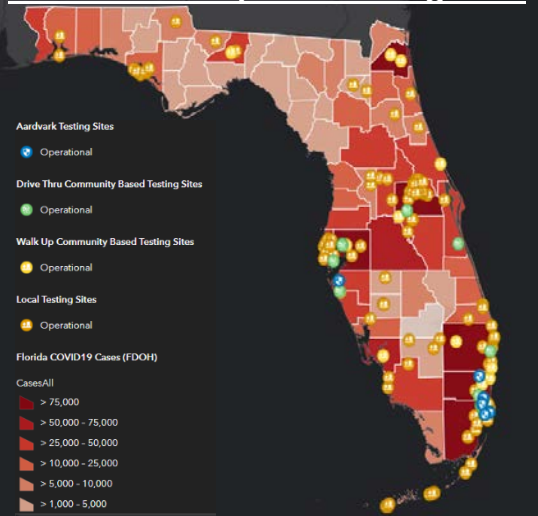
## Vaccine Heat Map and Vaccination Sites



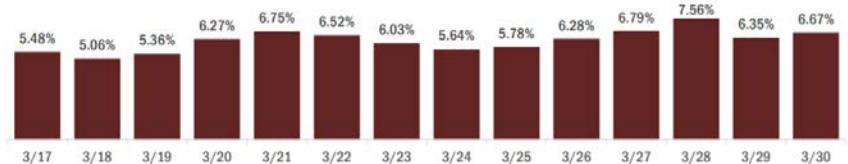
## Trends in Cases



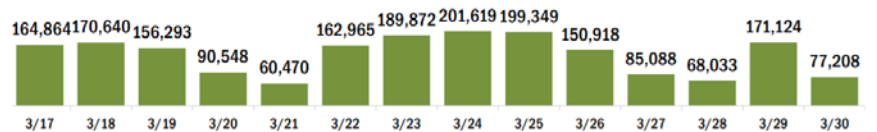
## Cases Heat Map and Testing Sites



## Positivity Rate per Day



## Vaccinations per Day



County	COVID-19 Cases			COVID-19 Vaccinations		
	New Cases	Total Cases	Total Fatalities	New Vaccinations	Series Complete	Total People Vaccinated
Alachua	34	23,378	259	592	49,748	78,680
Baker	5	3,360	62	44	2,662	3,985
Bay	19	19,387	374	383	24,097	38,542
Bradford	2	2,921	54	72	2,862	4,088
Brevard	75	37,190	808	1,080	88,616	158,786
Broward	700	214,599	2,656	4,653	287,319	516,048
Calhoun	2	1,658	42	24	1,857	2,374
Charlotte	47	11,556	392	598	38,390	80,351
Citrus	16	10,314	429	640	27,689	46,907
Clay	24	17,368	329	862	29,102	45,164
Collier	104	32,516	498	430	78,579	132,534
Columbia	12	7,846	162	538	8,136	11,332
Dade	974	445,464	5,855	12,738	403,586	739,179
Desoto	8	4,076	87	169	3,542	7,351
Dixie	-	1,553	22	19	1,537	2,425
Duval	114	92,562	1,304	3,569	135,663	231,691
Escambia	30	34,845	664	1,315	43,281	73,066
Flagler	30	6,685	96	754	23,770	38,235
Franklin	-	1,295	17	68	2,303	3,201
Gadsden	5	5,537	90	113	7,576	11,636
Gilchrist	1	1,488	38	18	1,882	2,792
Glades	-	925	19	6	1,418	1,968
Gulf	2	1,916	42	93	2,500	3,451
Hamilton	1	1,589	23	22	1,510	2,154
Hardee	5	2,903	38	180	2,107	3,642
Hendry	2	4,466	77	199	3,184	7,010
Hernando	35	12,385	443	398	27,830	49,519
Highlands	16	7,655	321	372	12,819	32,584
Hillsborough	389	121,553	1,614	4,274	161,143	337,795
Holmes	-	2,212	47	6	2,139	3,027
Indian River	14	11,729	282	606	36,601	59,990
Jackson	1	6,060	154	152	6,559	9,686
Jefferson	6	1,432	24	65	2,581	3,750
Lafayette	-	1,606	25	2	1,131	1,538
Lake	72	26,679	606	1,617	70,009	119,728
Lee	219	62,713	915	1,236	118,173	219,896
Leon	22	30,307	305	756	47,208	77,368
Levy	10	3,094	43	60	4,643	7,840
Liberty	1	1,055	16	11	974	1,276
Madison	-	2,032	44	62	2,717	3,961
Manatee	70	34,769	635	2,397	58,547	124,988
Marion	47	29,044	919	1,585	58,883	96,837
Martin	35	11,371	302	250	34,310	53,710
Monroe	12	6,428	48	177	12,064	22,994
Nassau	10	7,976	122	253	18,643	26,043
Okaloosa	15	19,749	351	740	28,851	42,683
Okeechobee	10	3,749	85	526	4,522	8,132
Orange	316	123,683	1,186	5,482	161,209	307,109
Osceola	82	39,604	485	1,428	39,232	75,345
Palm Beach	336	131,581	2,649	5,833	274,852	431,890
Pasco	125	36,391	692	2,565	71,000	135,057
Pinellas	231	72,243	1,554	4,256	164,048	295,114
Polk	153	61,175	1,254	2,858	79,077	157,269
Putnam	24	6,051	135	127	7,778	14,110
Santa Rosa	21	17,744	278	1,115	24,476	41,326
Sarasota	107	29,359	787	3,184	92,639	180,604
Seminole	97	30,052	466	923	63,557	109,258
St. Johns	207	21,337	202	575	61,424	93,405
St. Lucie	48	23,985	587	663	50,979	79,910
Sumter	11	8,790	257	389	50,875	74,331
Suwannee	2	5,215	135	199	5,167	7,337
Taylor	-	2,694	45	15	2,544	4,175
Union	1	1,774	70	34	1,288	1,842
Volusia	192	38,265	717	1,313	89,015	145,876
Wakulla	3	3,248	55	70	4,962	7,380
Walton	11	7,315	83	278	10,770	16,953
Washington	3	2,673	50	4	2,565	3,912